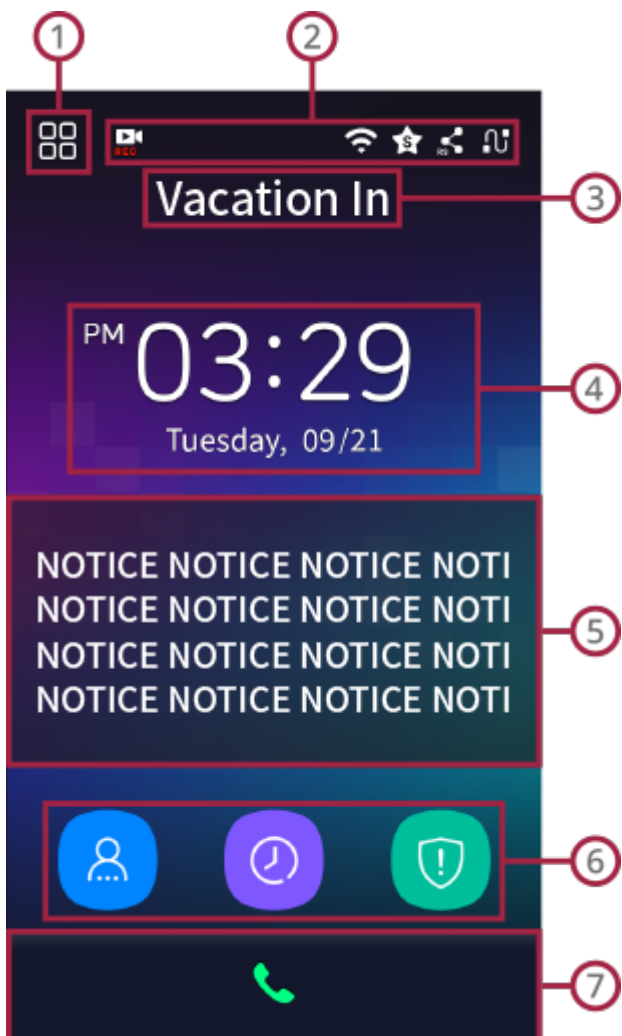


Table of Contents

- BioStation 3 Menu 1
 - Admin Menu 1
 - Screen Top Icons 1
 - T&A Code 2
 - Time 2
 - Notice 2
 - Function Key (ID, T&A, Arm) 2
 - Call 2
- DASHBOARD 3
 - User Usage 3
 - Memory Info 3
 - Event Log 4
 - Enroll Wizard 4
 - Regulatory & Licenses 4
 - Device Information 4
 - Bottom Menu 4

BioStation 3 Menu




①





Admin Menu

1. You can enroll users or change general settings.
2. If an administrator is designated, Admin Menu is accessible only by authentication as an admin. A normal user can refer to only their own event logs after authentication.

②

Screen Top Icons

1.  (RTSP): Icon appears when the video of BioStation 3 is streaming through RTSP.

2.  (**WLAN**): Icon appears when the device is connected to **WLAN** network.
 3.  (**BioStar 2**): Icon appears when the device is connected to **BioStar 2**.
 4.  (**RS-485**): Icon appears when the device is connected through **RS-485**.
 5.  (**TCP/IP**): Icon indicates the status of **TCP/IP** network.
-

③

T&A Code

T&A code that is set is displayed.

④

Time

Current time is displayed.

⑤

Notice

Notice that is set is displayed.

⑥

Function Key (ID, T&A, Arm)

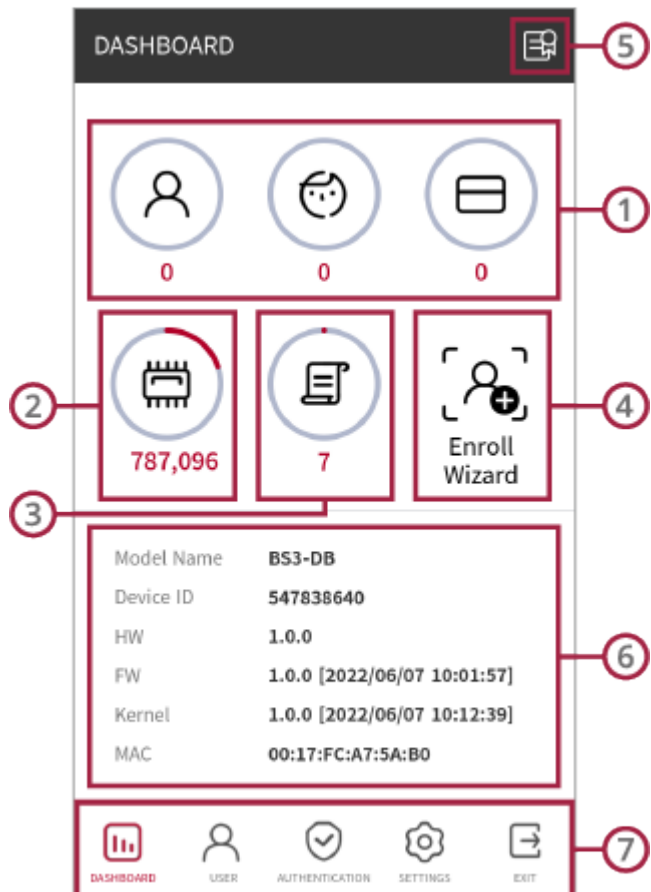
1. **ID**: You can authenticate with user **ID**.
 2. **T&A**: You can select a **T&A** key. (Only when T&A is in use)
 3. **Arm/Disarm**: You can arm or disarm the device. (Only when Intrusion Alarm zone is in use)
-

⑦

Call

You can call one of the extensions that are set. (Only when Intercom is in use)

DASHBOARD



①

User Usage

You can view the user and credential usage in the device.

②

Memory Info

You can view the memory usage.

③

Event Log

You can view event logs and also search, and delete event logs.

4

Enroll Wizard

You can enroll a new user.

5

Regulatory & Licenses

You can consult regulatory and license information of BioStation 3.

6


Device Information

You can view the device information.

7

Bottom Menu

- **USER:** You can view enrolled users and also search, enroll, modify, and delete users.
- **AUTHENTICATION:** You can set Authentication, T&A settings.
- **SETTINGS:** You can set Display & Sound, Network, and System Settings.
- **EXIT:** You can move to the main page by tapping Exit.



From:

<https://kb.supremainc.com/knowledge/> -

Permanent link:

https://kb.supremainc.com/knowledge/doku.php?id=en:biostation_3_menu

Last update: **2022/10/14 11:59**