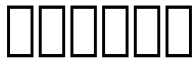


Table of Contents

□□□□□ 1



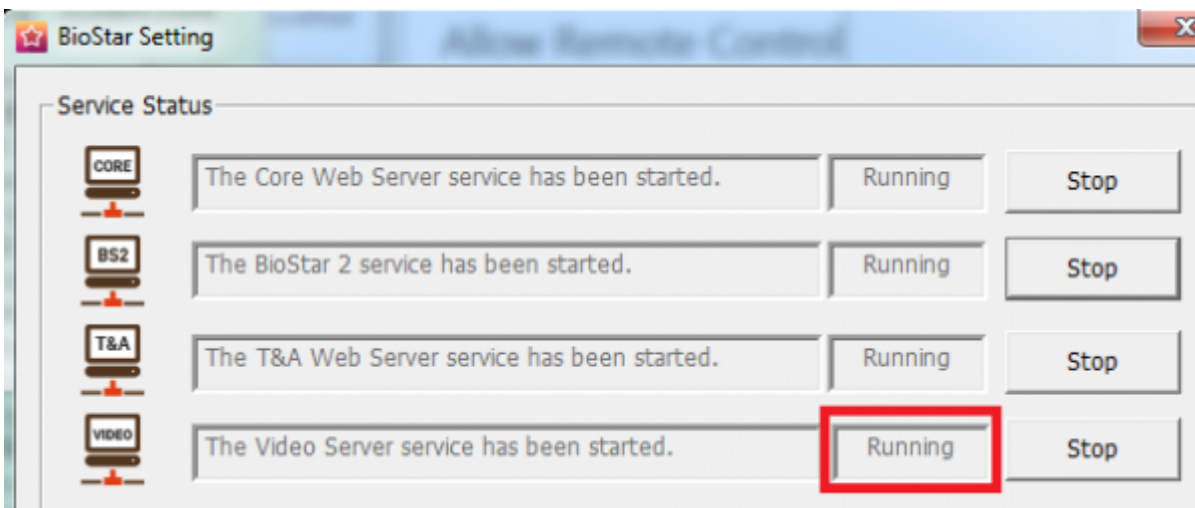
BioStar 2 (Integration) - NVR
BioStar 2

[video_menu.mp4](#)

BioStar 2 x64 BioStar V2.5 Maria DB MS-SQL BioStar 2

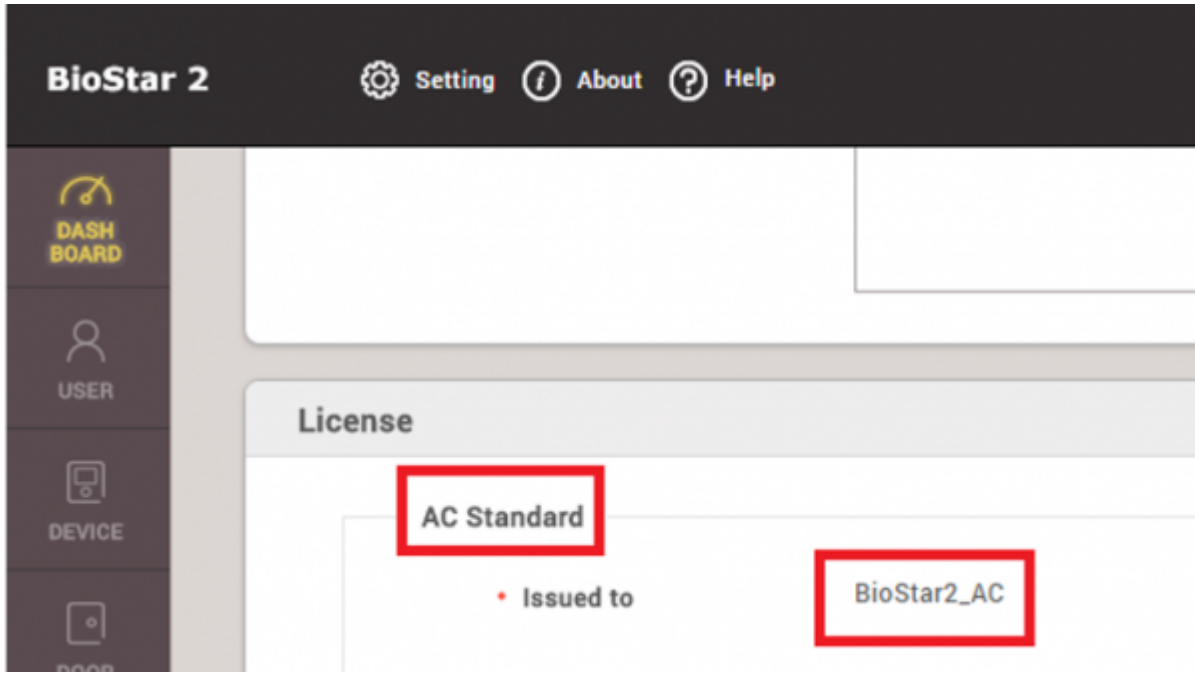
BioStar 2 (C:\Program Files\BioStar 2(x64)\ve\records)
HDD
2 2 (15)
C 10% BioStar 2

1. BioStar 2 x64
2. **BioStar Setting** **Running**



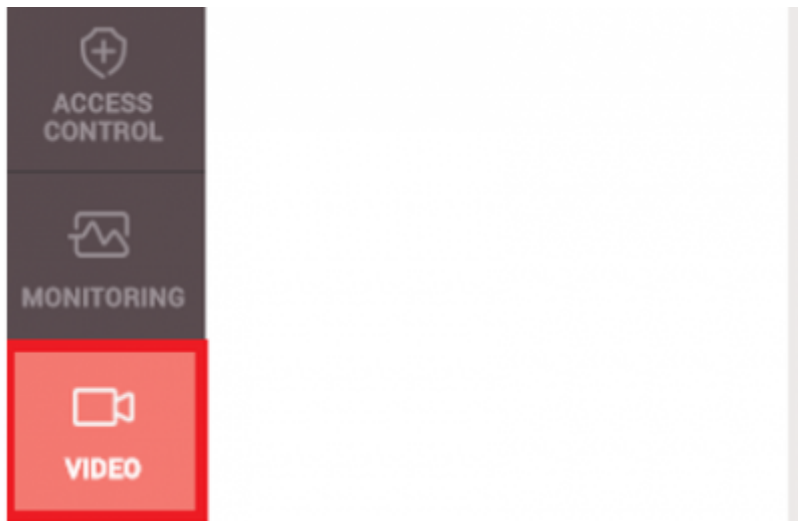
3. BioStar 2 Standard

BioStar V2.5 BioStar V2.6



4.

5. (VIDEO)



NVR:ACTi,Dahua,Hikvision

- BioStar 2 V2.5 NVR**
- Hikvision NVR**
 - 1) SDK:v5.2.771
 - 2) NVR:DS-7608NI-E2,DS-7616NI-E2,iVMS4200 v2.4(PC-NVR)
 - Dahua NVR**
 - 1) SDK:v2.14.50523

2) NVR:DH-NVR608-32-4K DH-NVR4416,SmartPSS V1.13.1.R.20160504(PC-NVR)

3. Acti NVR

1) SDK:v3.0.12.42


2) NVR:NVR3 V.3.0.13.27_20161128 Enterprise(PC-NVR)

6. NVR(Add New NVR) NVR



Add New NVR [X]

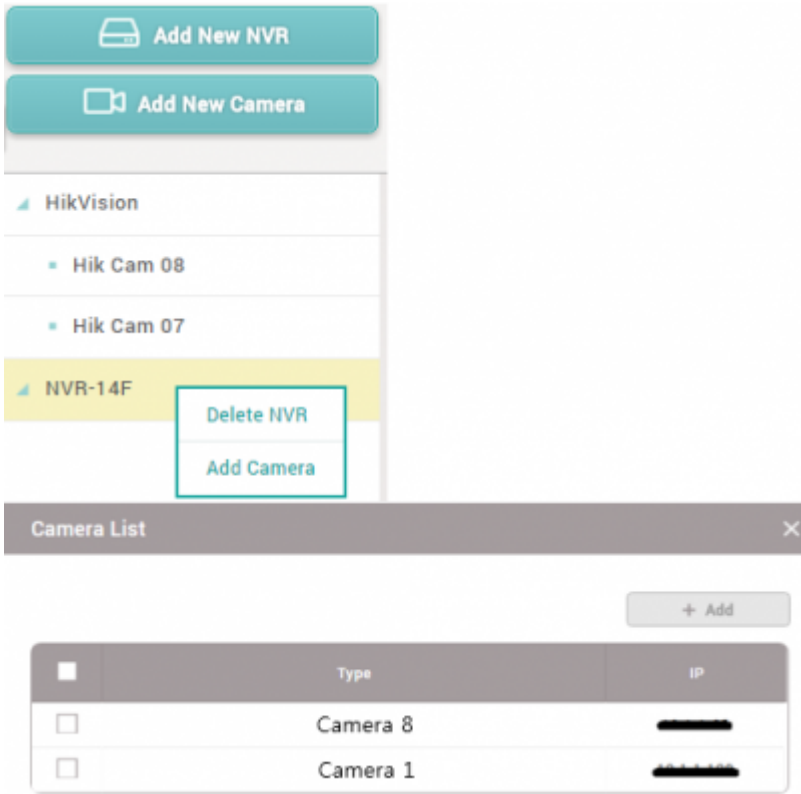
Name	<input type="text" value="NVR - 14F"/>
Manufacturer	<input type="text" value="Dahua"/>
IP	<input type="text" value="192.168.12.132"/>
Port	<input type="text"/>
ID	<input type="text"/>
Password	<input type="password"/>



NVR added successfully.

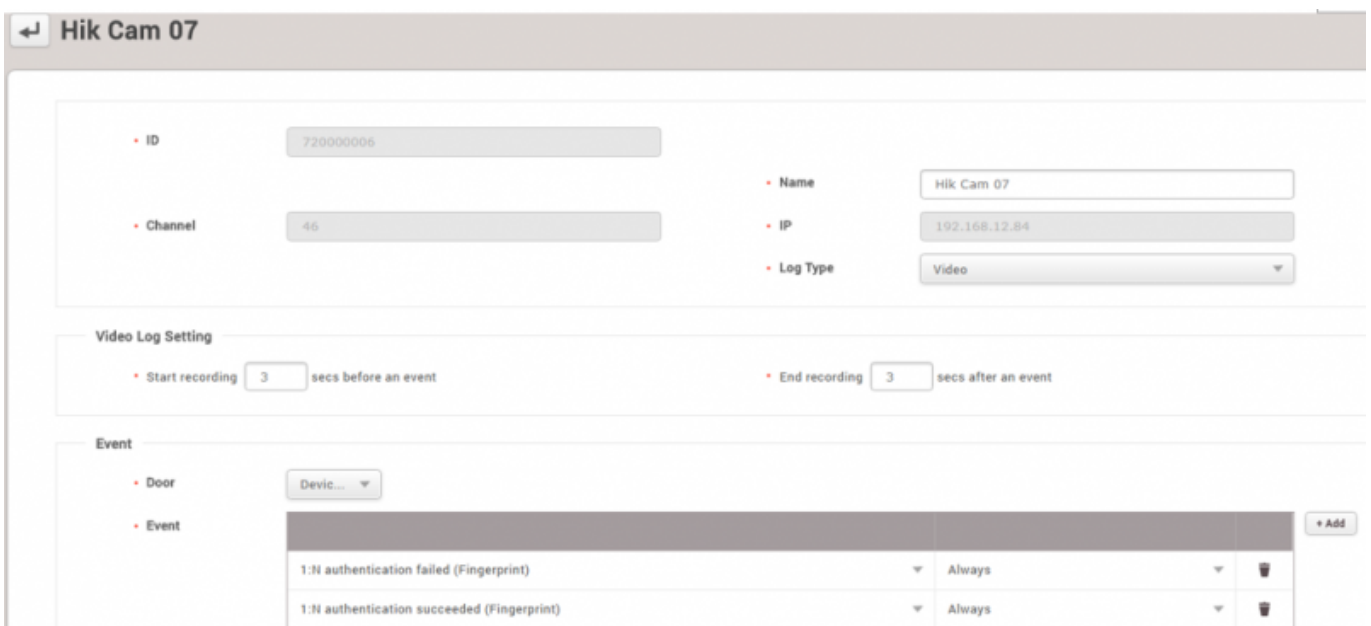


7. NVR(Add New Camera) NVR




8. 1

(Log type)
 (Door) NVR
 (Event) BioStar 2



9. NVR

1:N authentication failed (Fingerprint) ✕



- Date 2017/09/29 14:23:06
- Device BioStation 2 546832593 (192.168.14.203)
- NVR HikVision
- Channel 46

From:
<http://kb.supremainc.com/knowledge/> -

Permanent link:
http://kb.supremainc.com/knowledge/doku.php?id=en:how_to_configure_video_menu&rev=1566887518

Last update: **2019/08/27 15:31**