

Table of Contents

Guideline for Face Recognition

1

Precautions for FaceStation F2 installation

1

How to enroll Visual Face

1

How to take a picture for Visual Face

1

[Installation](#), [Enrollment](#), [Visual Face](#), [FaceStation F2](#)

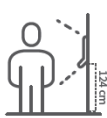
Guideline for Face Recognition

- To download the guide in PDF document, please click here. ([Download](#))

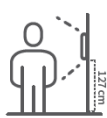
Precautions for FaceStation F2 installation



Keep out of direct sunlight.



Install it following the optimal height:
FSF2-ODB: 124 cm | FSF2-AB,DB: 127 cm



Operate it within
-20°C–50°C (-4°F–122°F).



Do not install it in a dark place.



Do not install where the subject is backlit.

How to enroll Visual Face

FaceStation F2 uses Visual Face taken with a visual camera as a means of authentication. Visual Face is an authentication method that distinguishes it from face templates used in face recognition terminals, allowing users to enroll faces in a variety of convenient ways.

Enroll Visual Face on FaceStation F2



Enroll Visual Face directly on FaceStation F2.

Enroll Visual Face on BioStar 2



Take a picture using FaceStation F2 or upload an image file.



Take a picture using a mobile device by following the link sent from BioStar 2.



Import a CSV file.

Note: · Activate the BioStar 2 Cloud before enrolling Visual Face using a mobile device. It requires the Standard or higher license to use this feature.

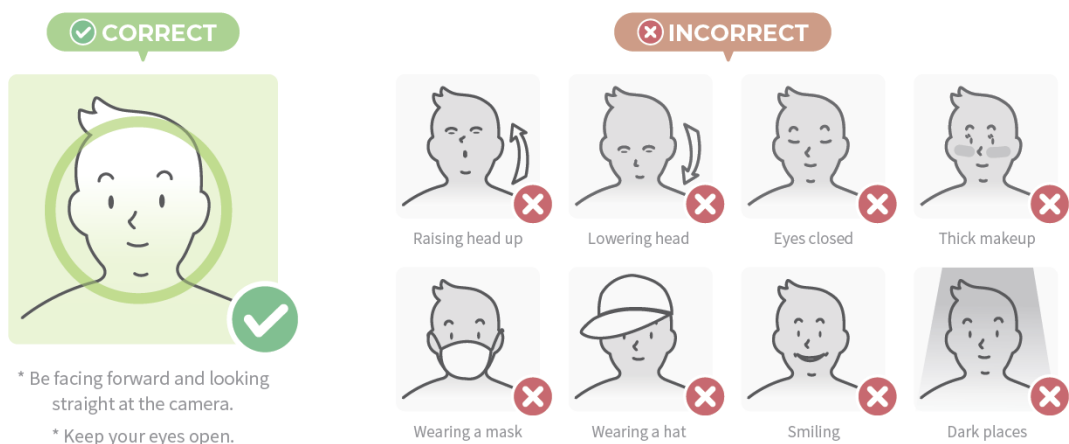
· If the Visual Face enrollment using a mobile device fails, enroll directly on the FaceStation F2.

· The Visual Face enrollment link sent is only valid for 24 hours.

· Refer to the BioStar 2 help manual to learn more about each method.

How to take a picture for Visual Face

To use Visual Face correctly, take a picture by following instructions below.



Resolution | Larger than 250 x 250 pixels

Image size | Up to 10 MB

Supported format | JPG, JPEG or PNG only

Note: - The Visual Face data of FaceStation F2 are not compatible with face templates of FaceStation 2 or FaceLite.

From:

<https://kb.supremainc.com/knowledge/> -

Permanent link:

https://kb.supremainc.com/knowledge/doku.php?id=en:tc_technology_guideline_for_installation_and_enrollment&rev=1628902455

Last update: **2021/08/14 09:54**