

Table of Contents

- What is BioStar 2? 1
- About BioStar 2 1
- BioStar 2 Web Client & API 2
- Device 3
- BioStar 2 System Topology & Compatible Devices 3
- System Topology 3
- Compatible Devices 4

[Fundamental Course](#), [BioStar 2](#)

What is BioStar 2?

About BioStar 2



BioStar 2 was designed to overcome the limitations of distributed access control system that are claimed not to be stable and powerful enough to meet the enterprise level system requirements. From the perspective of centralized access control system, edge devices (reader and controller) are often referred as a limited solution in terms of the overall system coverage, because it's highly dependent on device's spec and capability which are comparatively lower than the centralized main control panel based system.

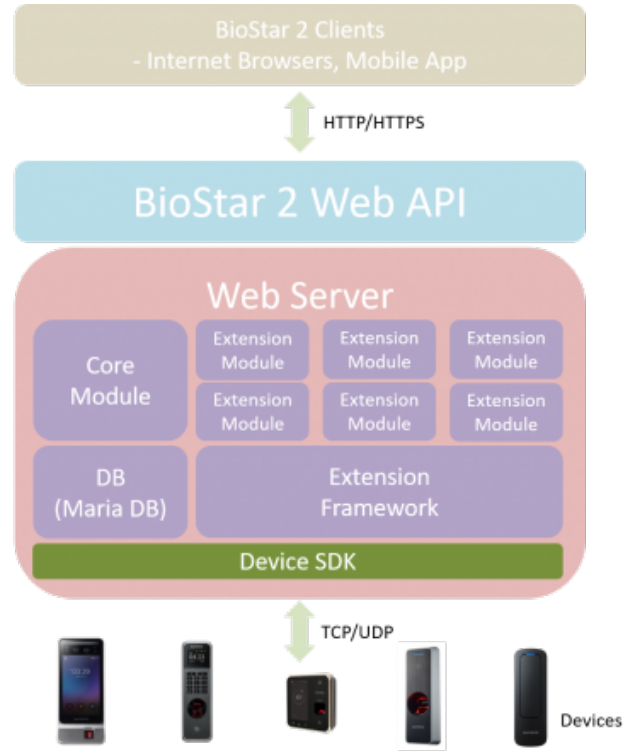
In order to break through such barriers and provide a powerful biometric security platform, BioStar 2 was born as a web-based system on state-of-the-art technologies.

- Easy to install and use and update
- Mobile App and cloud (Network tunneling & API support)
- Open platform and BioStar 2 everywhere

BioStar 2

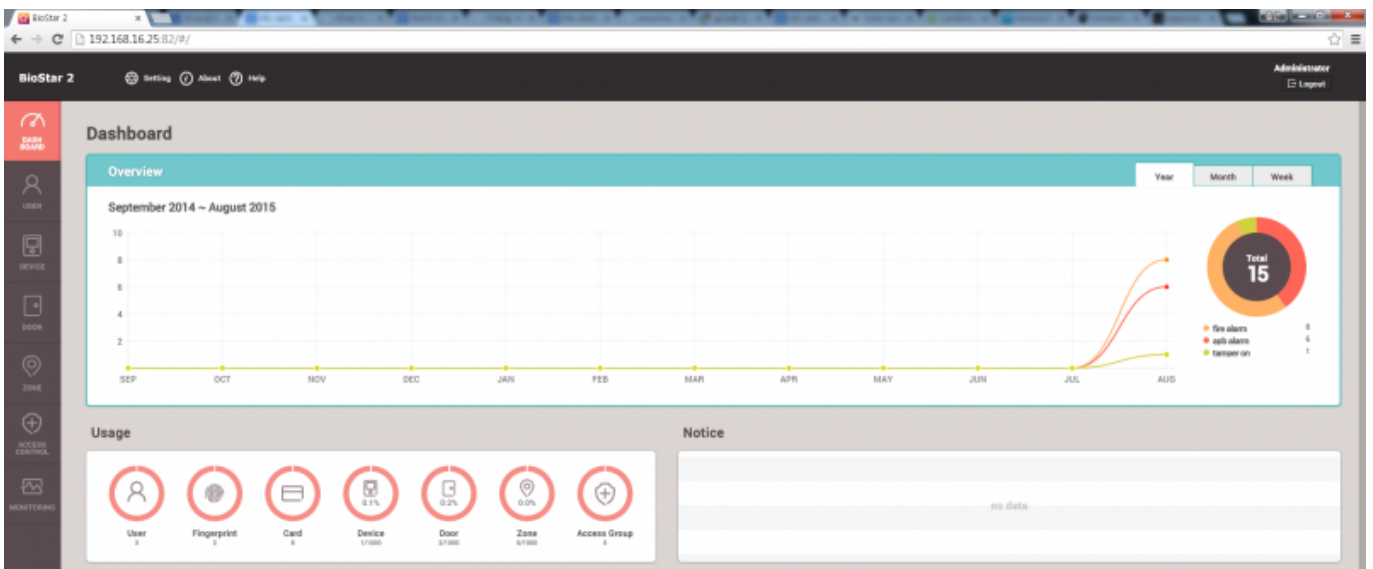
The web based open security platform providing unparalleled benefits with its powerful biometric access control solution to provide evolutionally efficiency not only to system users but also to system integrators and 3rd party system developers.

- Easy to Install, Use and Update
- Mobile App and BioStar Cloud
- Open Platform with its Portability



BioStar 2 Web Client & API

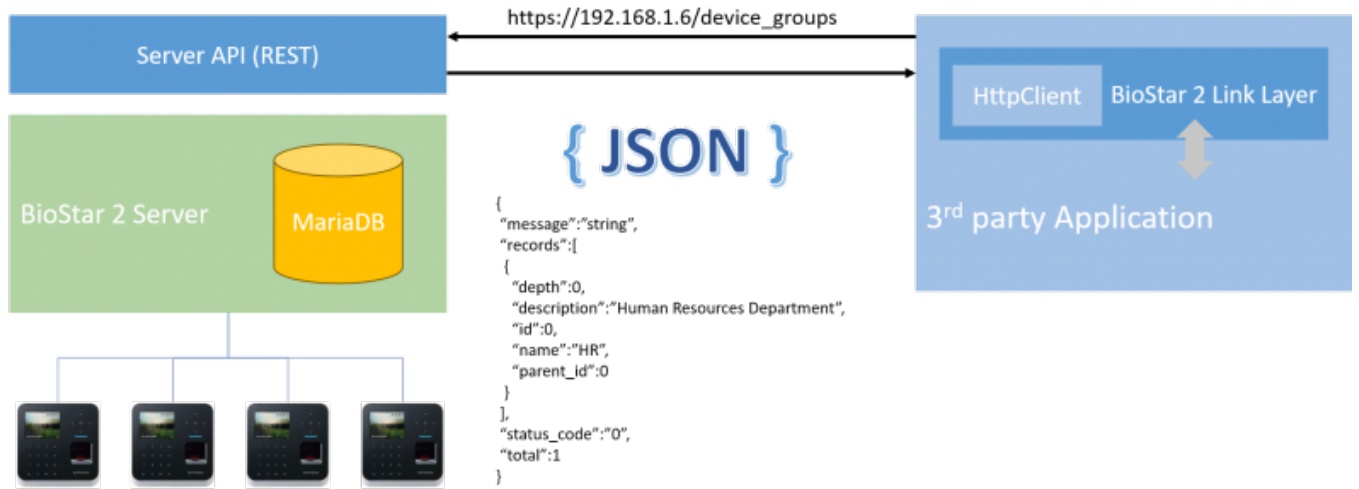
BioStar 2 adapted a strong web based system which allows web browsers to be a client of the system. End-users do not need to install a dedicated client program, and can access to its local BioStar 2 server through any web browser which support HTML5.(Note that Chrome is highly recommended.)



Additionally, its web API provided in REST/JSON format allows 3rd party applications or programs to be able to make a systematic integration more easily and efficiently. Also, now that it is server-level API, there is no need to create its own access control system logic which is normally time-consuming to implement with device SDK, and can more focus on its application parts.

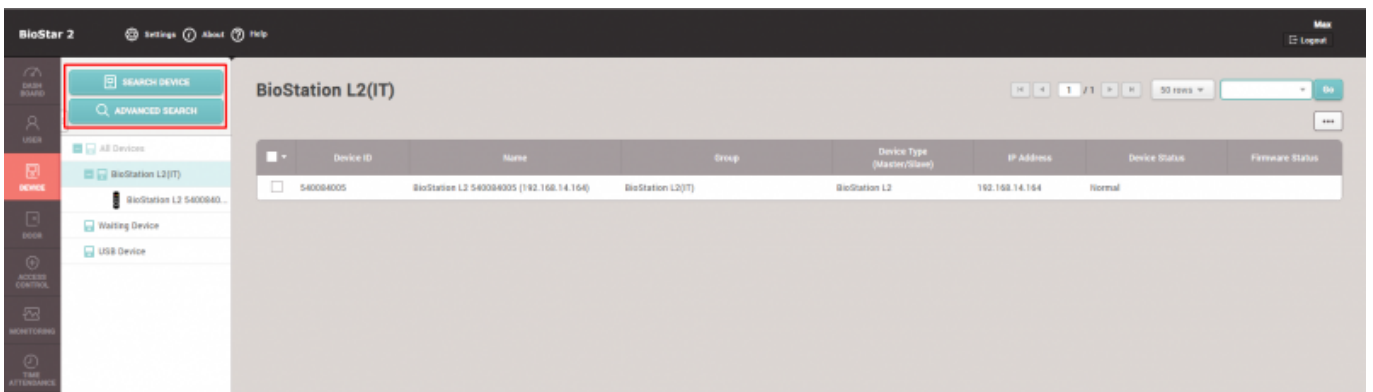
What benefits

BioStar 2 API is server level API which means that the previous time-consuming Device SDK level of integration is not needed any more and more faster and easier integration can be made especially with 3rd party web based or mobile application by using Web API.



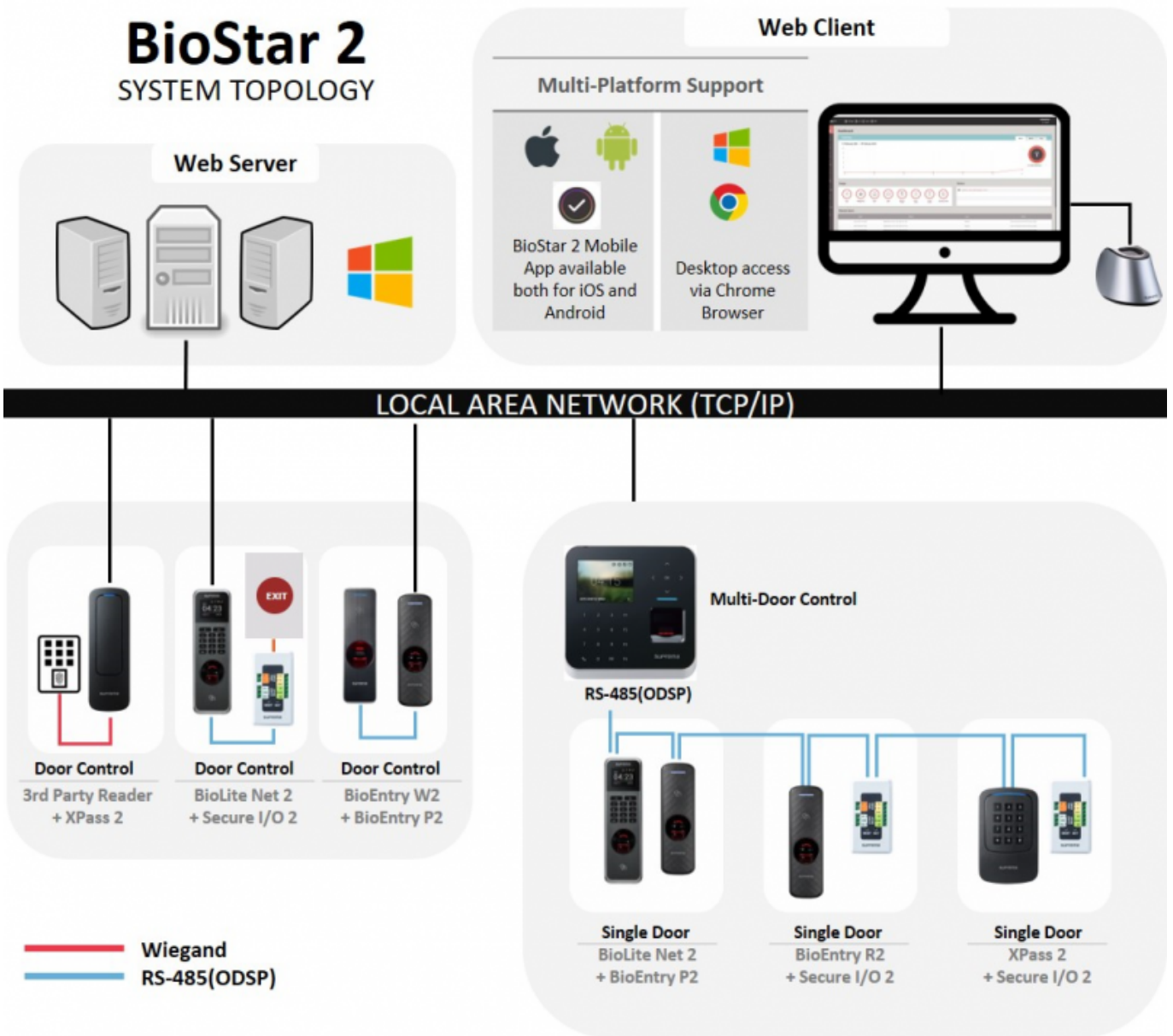
Device

From the device level, the core functionalities are uniformed, such as the supported number of fingerprints for each finger, which is not the same among the BioStar 1.x compatible devices. And the BioStar 2 supported devices can be used and configured through the same UI to provide the equal level of usability, and the devices can be used with the same API without having to make a device specific differentiation.



BioStar 2 System Topology & Compatible Devices

System Topology



Compatible Devices

For more information about Supported Products, please refer to [Brochure](#).

FaceStation F2	FaceStation 2	FaceLite	BioStation A2
BioStation 2	BioStation L2	BioLite N2	BioEntry W2
BioEntry P2	BioEntry R2	XPass 2	XPass D2
CoreStation	Secure I/O 2	DM-20	OM-120

From: <https://kb.supremainc.com/knowledge/> -

Permanent link: https://kb.supremainc.com/knowledge/doku.php?id=en:what_is_biostar_2

Last update: **2021/02/23 10:51**

