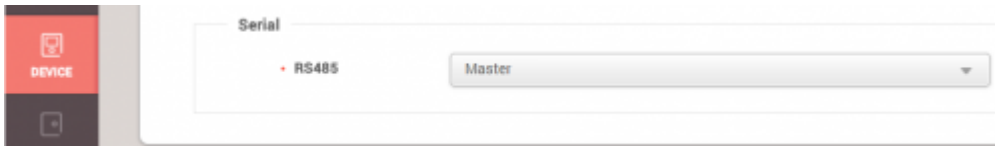


DM-20	1		
	DM-20	2	
	DM-20	3	
		DM-20	4

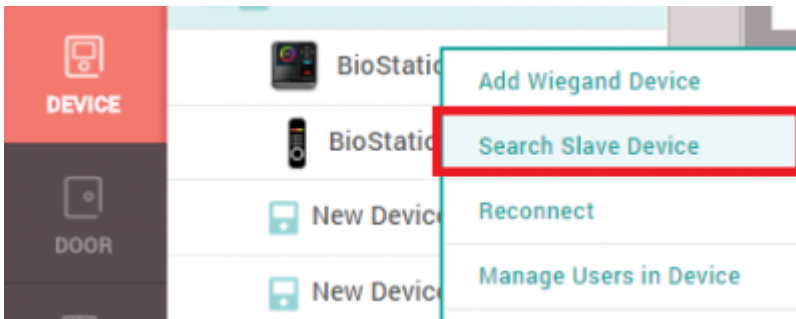
, BioStar 2, "DM-20"

DM-20

- 1. BioStar 2 (DEVICE)
- 2. RS-485 (Master)



- 3. (Apply)
- 4. (Search Slave Devcie)

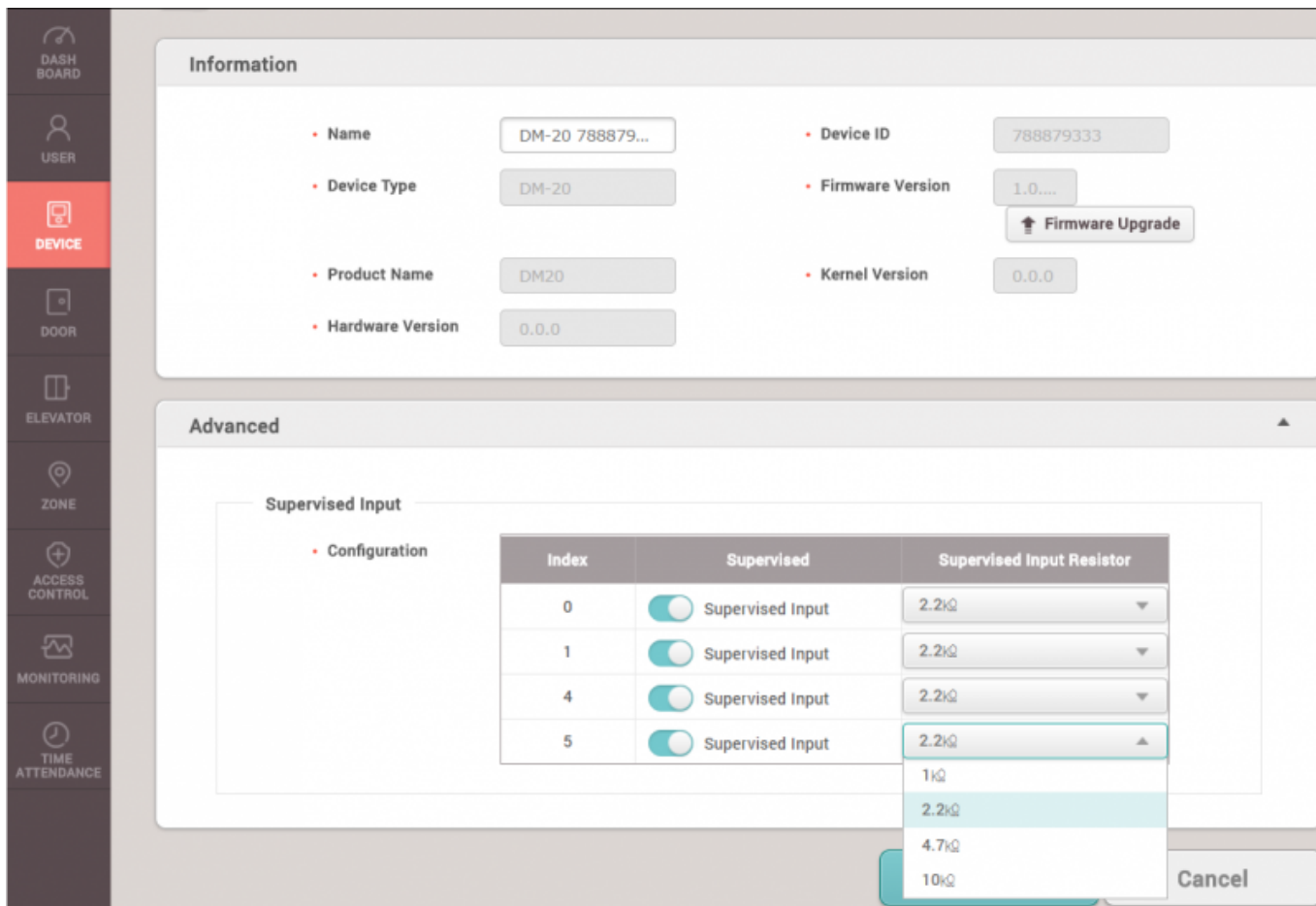


- 5. RS-485가 , DM-20



- 6. 가(Add)

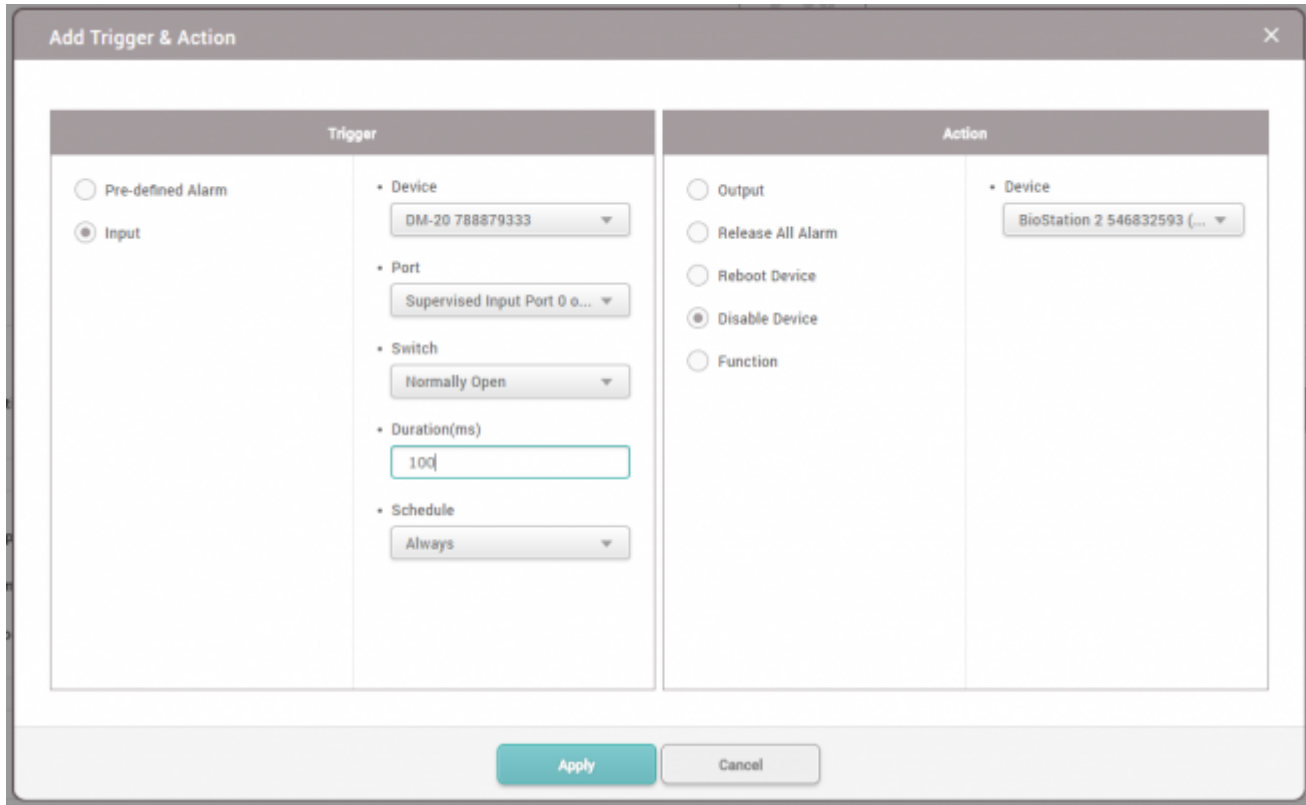




[DM-20]

DM-20

1. (DEVICE)
2. (Advanced) > (Trigger & Action)
3. + 가(+ Add)
4. (Device) DM-20
- 5.



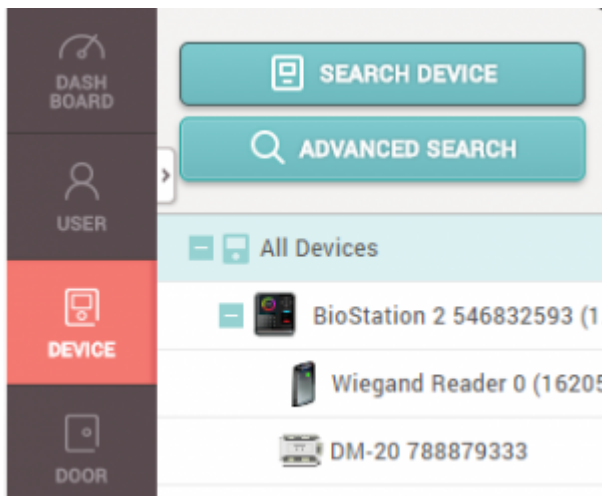
DM-20

Wiegand Reader

: [DM-20](#)

1. (DEVICE)
Wiegand Device)

Wiegand 가(Add



- 2. 가(Add)
- 3. (DOOR)
- 4. 가(ADD DOOR)
- 5. (Entry Device)

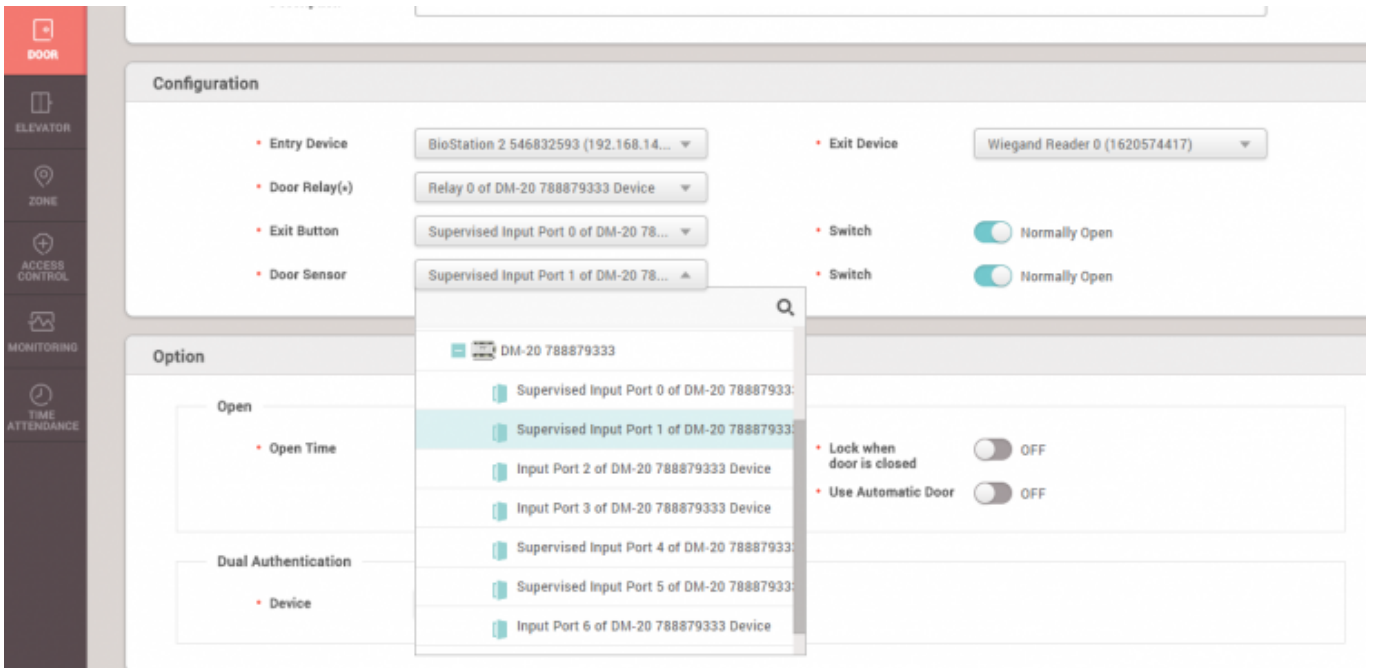
6. (Exit Device) Wiegand Reader

7. DM-20

Button), (Door Sensor)

(Door Relay),

(Exit



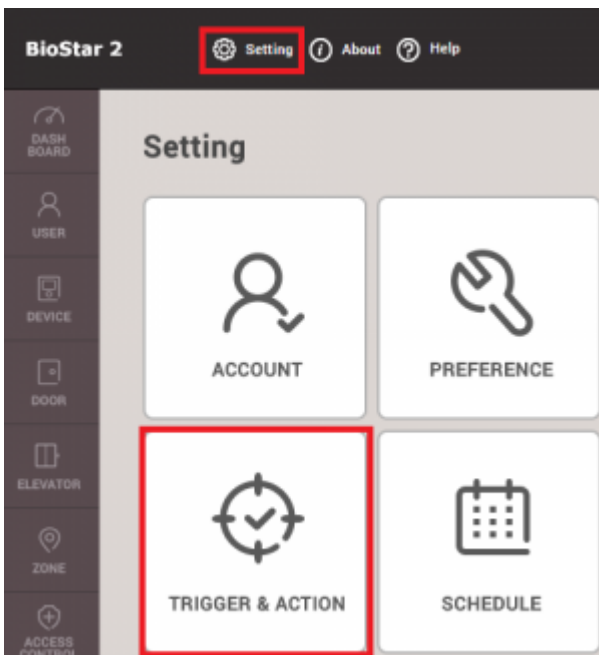
8. (Apply)

DM-20

1. BioStar 2

(Settings)

2. (TRIGGER & ACTION)



3. 가(ADD TRIGGER & ACTION)

4. (Schedule)

5. (/ /)

- 6. (Device), (Door), (Zone)
- 7. (Device) DM-20
- 8. (Output) (Signal)

← Trigger & Action

Name: My DM-20 Trigger | Schedule: Always

Device	Event	Device	Action
<input type="radio"/> Device	<input type="checkbox"/> Supervised Input (Open)	BioStar	<input type="checkbox"/> Output
<input type="radio"/> Door	<input type="checkbox"/> Supervised Input (Short)	All Devices	Relay 3
<input type="radio"/> Zone	<input checked="" type="checkbox"/> Tamper on	BioStation 2 546832593 (19	<input type="checkbox"/> Signal
<input type="checkbox"/> All Devices	<input type="checkbox"/> RS-485 disconnected	DM-20 788879333	Testsignal
<input type="checkbox"/> BioStation 2 54683259	<input type="checkbox"/> Device restarted	BioStation L2 540084005 (19	
<input checked="" type="checkbox"/> DM-20 788879333		New Device Group 1	
<input type="checkbox"/> BioStation L2 540084005		New Device Group 2	
<input type="checkbox"/> New Device Group 1			
<input type="checkbox"/> New Device Group 2			

- 9. (Apply)

From: <https://kb.supremainc.com/knowledge/> -

Permanent link: https://kb.supremainc.com/knowledge/doku.php?id=ko:how_to_configure_dm-20

Last update: 2018/07/10 16:21