

Table of Contents

How to receive a push alarm from mobile app	1
---	---

[System Configuration](#), [BioStar 2](#), [Module](#)

How to receive a push alarm from mobile app

In order to receive a push alarm from BioStar 2 mobile app, it's necessary to set your BioStar 2 to make an trigger action and alert to the event types you want to receive as mobile push alarm.

1. Go to **ALERT** in the **Setting** menu in BioStar 2 and set the events to make an alert.

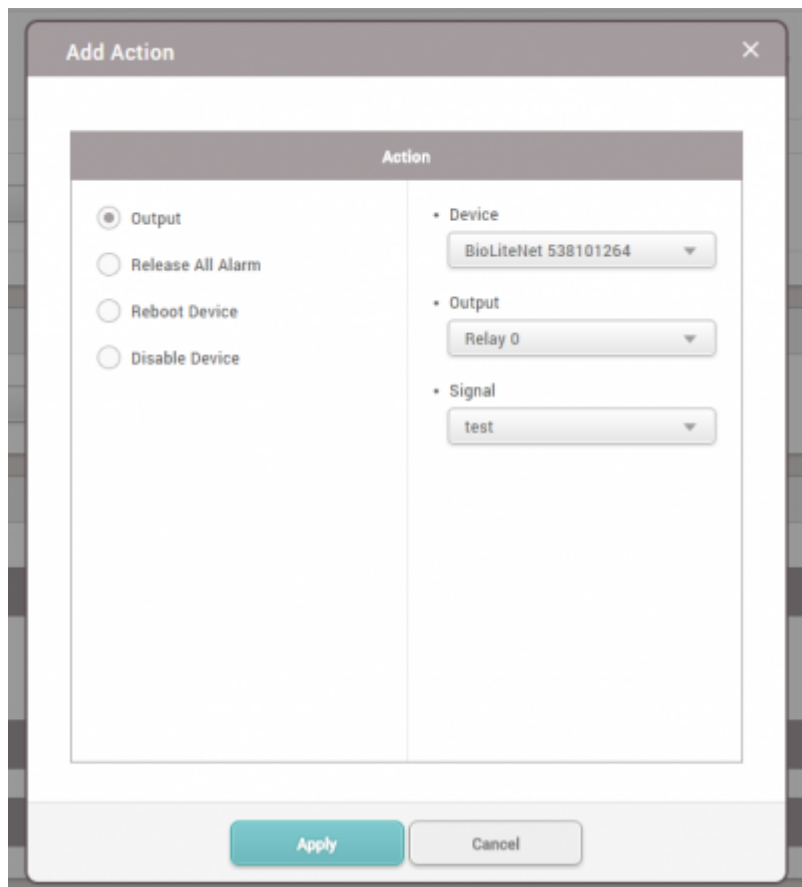
Device	Door	Zone	Authentication
<input type="checkbox"/> SUPERVISED_INPUT_OPEN	<input type="checkbox"/> HELD_OPEN_ALARM	<input checked="" type="checkbox"/> FIRE_ALARM	<input type="checkbox"/> ACCESS_DENIED
<input type="checkbox"/> SUPERVISED_INPUT_SHORT	<input checked="" type="checkbox"/> FORCED_OPEN_ALARM	<input checked="" type="checkbox"/> APS_ALARM	<input type="checkbox"/> IDENTIFY_DURESS
<input type="checkbox"/> TAMPER_ON			<input type="checkbox"/> IDENTIFY_FAIL
<input type="checkbox"/> RS485_DISCONNECTED			<input type="checkbox"/> VERIFY_DURESS
<input checked="" type="checkbox"/> SYSTEM_RESET			<input type="checkbox"/> VERIFY_FAIL

In order to activate device or door event alerts, it's necessary to set **Trigger & Action** to make an event become effective. Otherwise, the system does not recognize the event and is not able to send out alerts

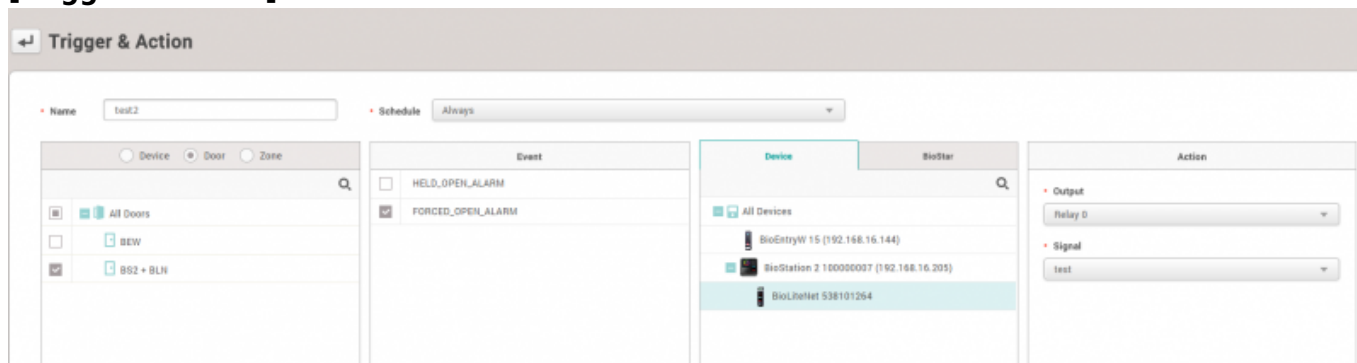
2. For example, in order to receive an alert at **Forced Open** event, go to **DOOR** tap and set forced open event to activate the events. Or, go to **Trigger & Action** in the global menu, and set the door, event, device, and action.

When it's set to use, it's necessary to choose one of the actions and device to be taken at the time of this event.

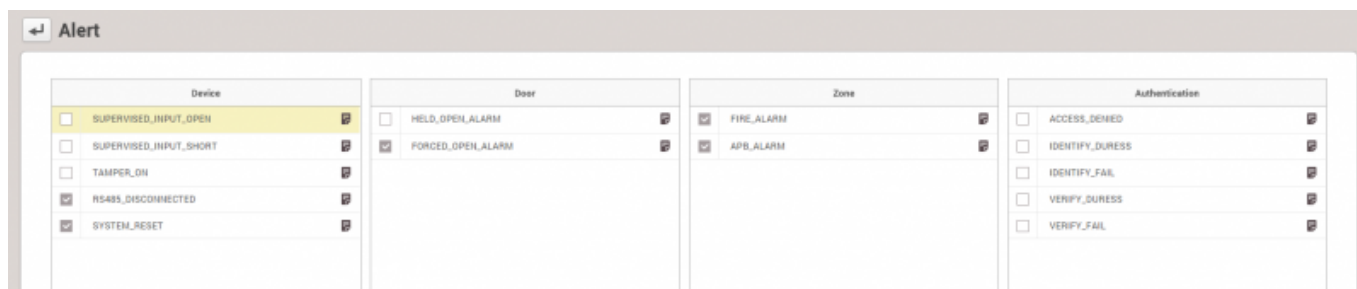
[Door Tap]



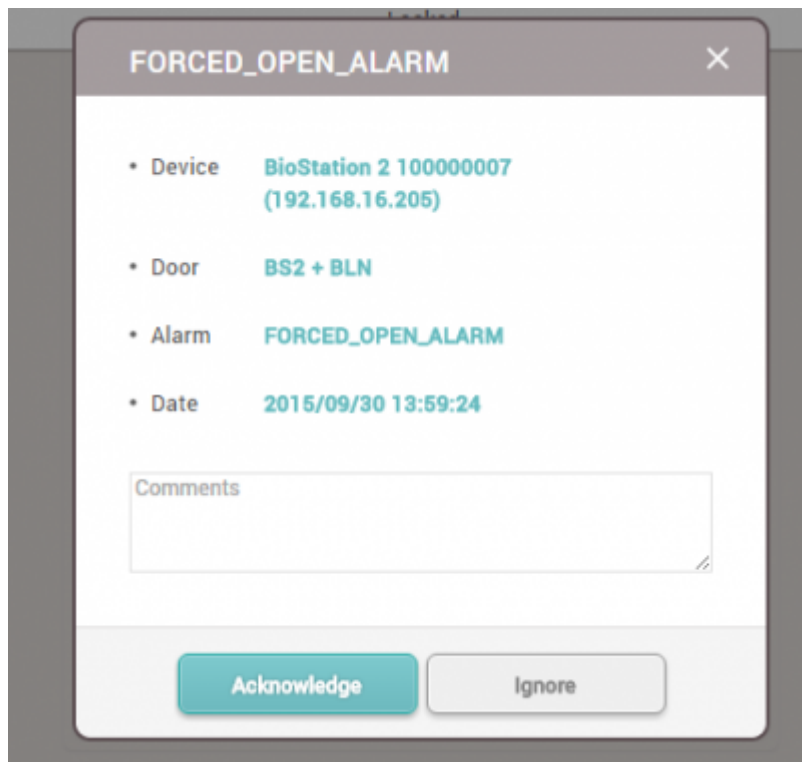
[Trigger & Action]



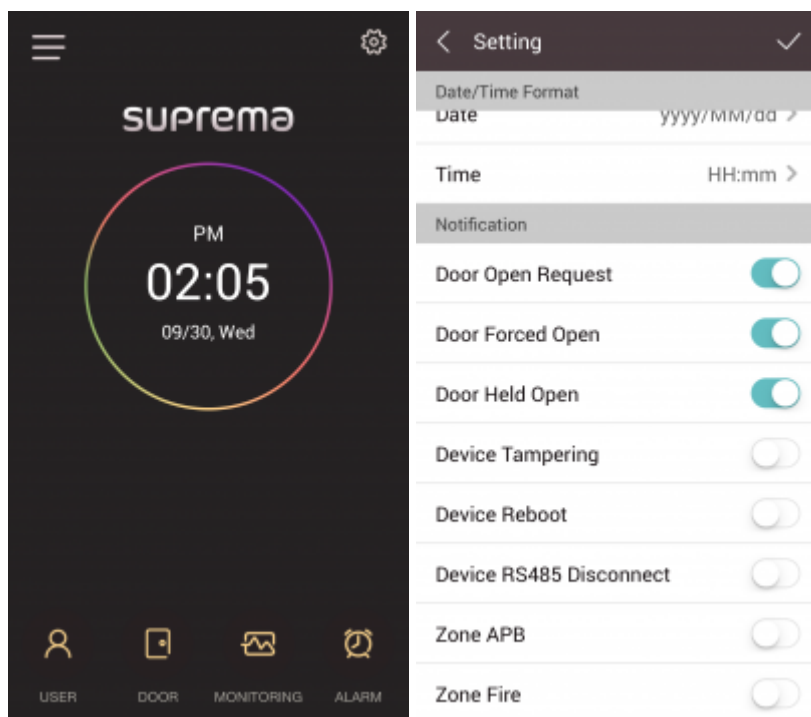
3. Move back to **ALERT** setting, and mark **FORCED_OPEN_ALARM**, and click **Apply**.




4. Activate **FORCED_OPEN_ALARM**, and check the alert notice as below.



5. From the mobile, tap 'Setting Icon' on the top right, and check **Notification** events to receive a push alert.



6. Activate **FORCED_OPEN_ALARM**, and check the mobile app alert.



From:

<http://kb.supremainc.com/knowledge/> -

Permanent link:

http://kb.supremainc.com/knowledge/doku.php?id=en:how_to_receive_a_push_alarm_from_mobile_app

Last update: **2016/07/08 13:38**