

Table of Contents

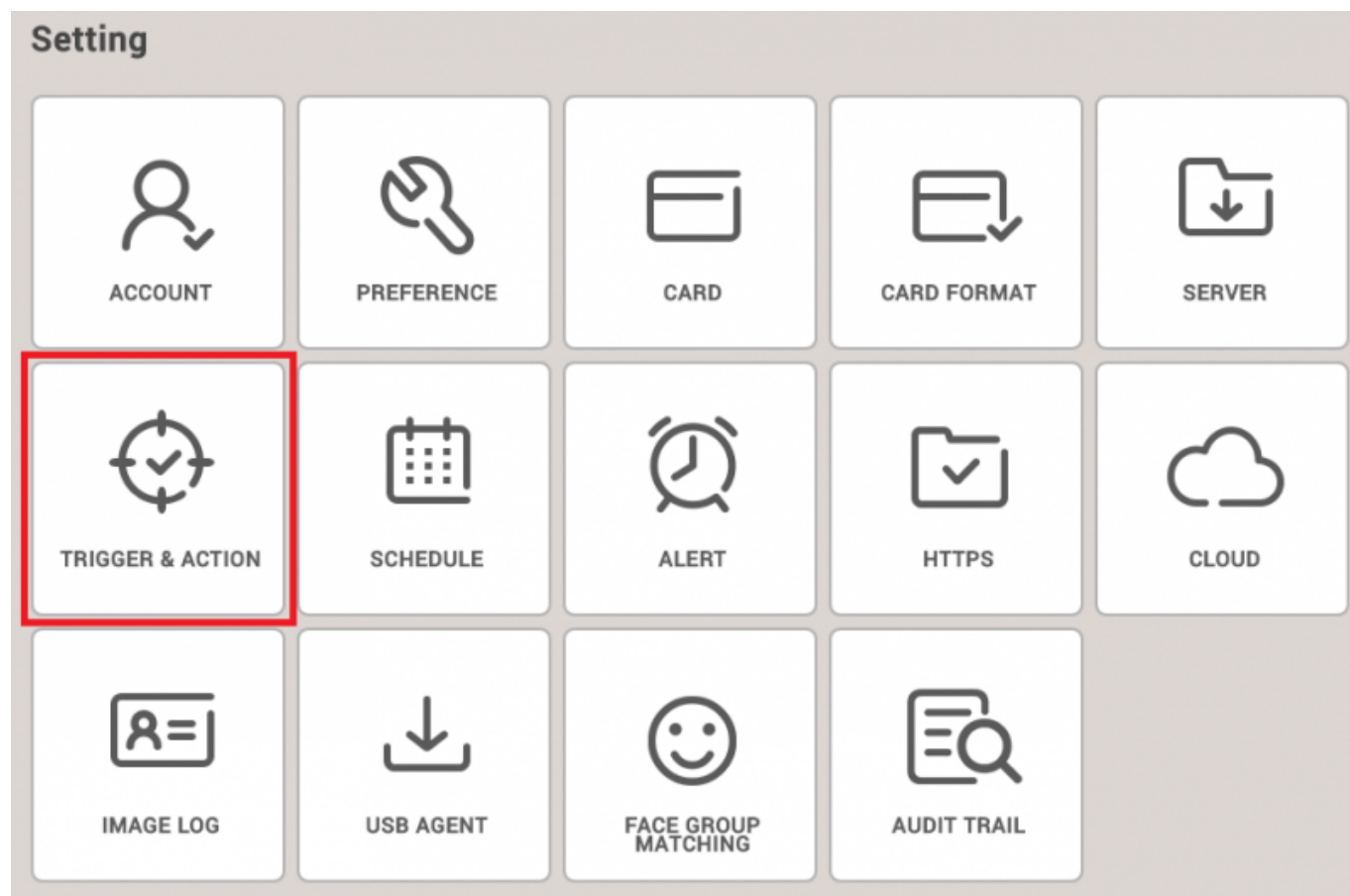
How to send Email when a device is disconnected	1
---	---

[System Configuration, BioStar 2](#)

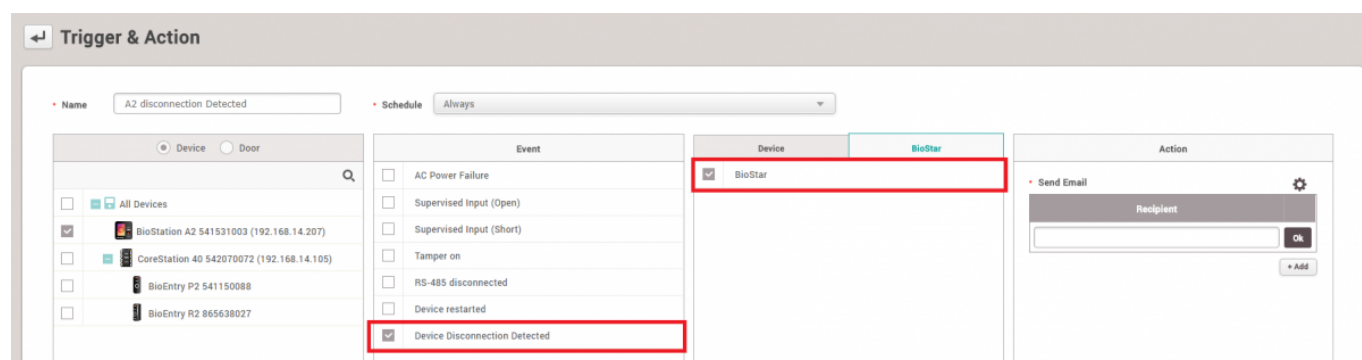
How to send Email when a device is disconnected


From BioStar 2.5.0, you can configure an Email about the device disconnection detected. When a device is disconnected, the email will be sent to a recipient you set.

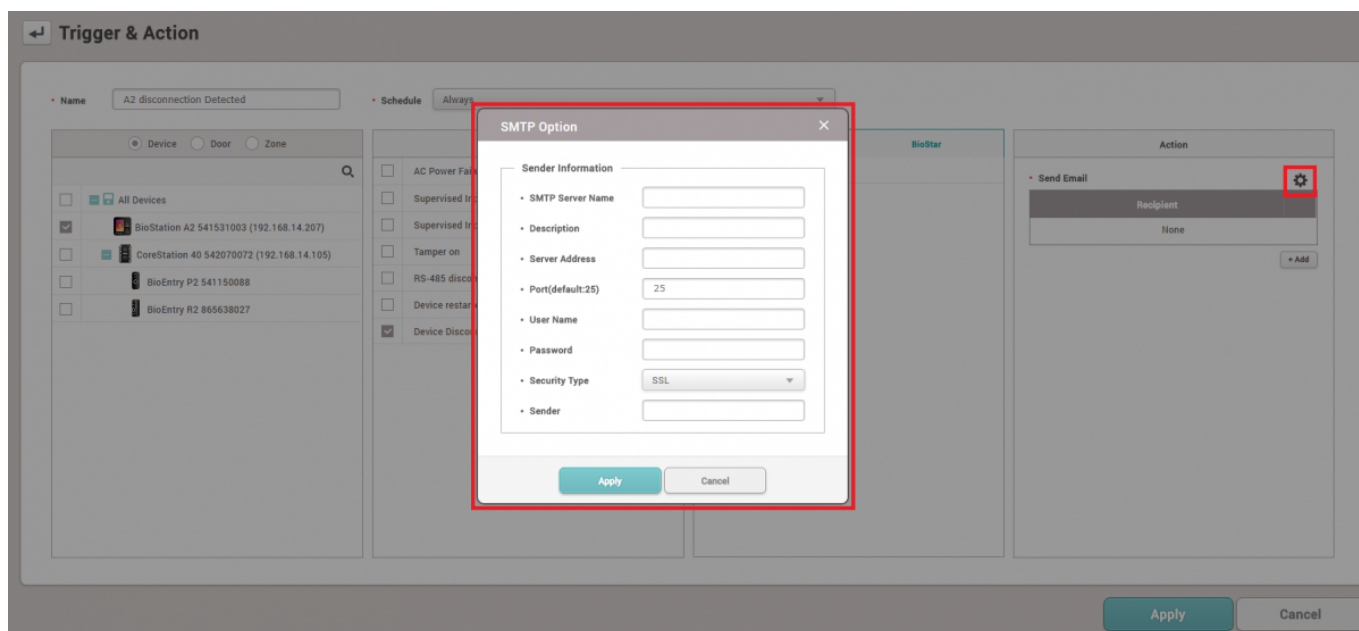
Go to **Setting > Trigger & Action**.



Select the certain device. Then, check the box named **Device Disconnection Detected** and **Biostar**.

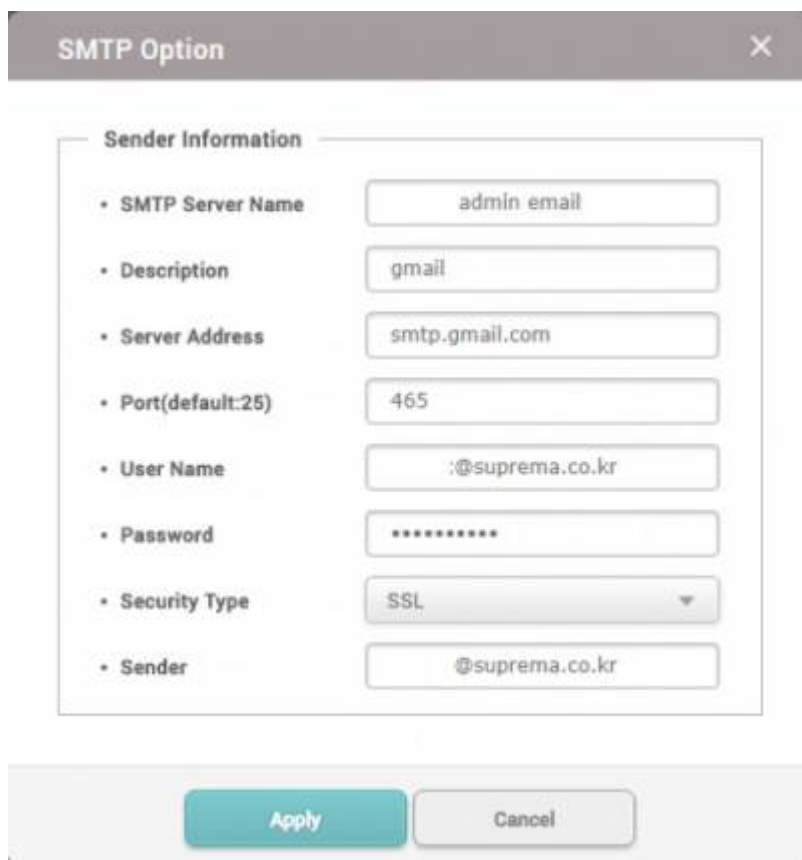


Click  to configure the email server information. Then, type the information on your email server.



When it comes to setting of SMTP Option, refer to the below screenshot.

Set up your SMTP. If you are unsure what the settings are, please follow this article → [How to configure SMTP and Test the recipient address](#).



Add a Recipient and click **Apply** button.

Action	
• Send Email 	
Recipient	
@suprema.co.kr	
	

When the device is disconnected, an email titled "[BioStar Alert] Device Disconnection Detected" will

[BioStar Alert] Device Disconnection Detected 

	Biostar Alarm Manager	@suprema.co.kr>
		
Datetime: 2017-09-28 17:32:55(+09:00)		
Server Datetime: 2017-09-28 17:32:55		
Event: Device Disconnection Detected		
Device ID: 541531003		
Device Name: BioStation A2 541531003 (192.168.14.207)		

be set to the recipient you add.

From:

<https://kb.supremainc.com/knowledge/> -

Permanent link:

https://kb.supremainc.com/knowledge/doku.php?id=en:how_to_send_email_when_a_device_is_disconnected

Last update: **2022/12/28 17:06**