

Table of Contents

Enhanced Security Settings	1
Feature 1. Added logic to check file extensions to limit malicious file uploads	1
Feature 2. Users can select whether to allow simultaneous access using the same account	1
Feature 3. Limited Access: Access is granted only when the IP information of the account and the IP information of the accessing PC match when logging in by adding an IP address item to the user information	3

Enhanced Security Settings

Starting from BioStar 2 Version 2.7.11, SUPREMA has improved security related features.

Improved features are as followed

- 1. Added logic to check file extensions to limit malicious file uploads.
- 1. Improved to select whether to allow simultaneous access using the same account.
- 1. Limited to connect only when the IP information of the account and the IP information of the accessing PC match when logging in by adding an IP address item to the user information

Feature 1. Added logic to check file extensions to limit malicious file uploads

Users must check the file extensions and its types before uploading files to edit or modify data in BioStar 2 server and for device display configuration.

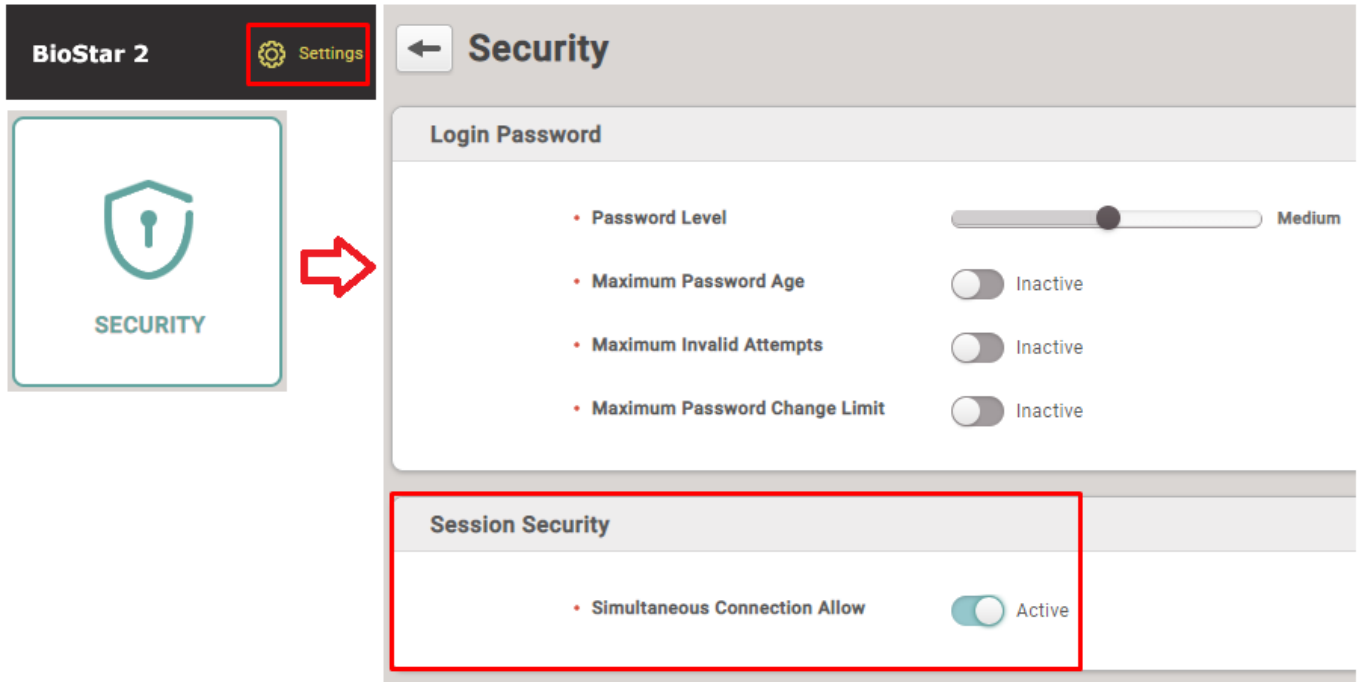
Check the table below for file extension types allowed in BioStar 2.

Menu	Feature	Supported File Extension
User	Photo	.png
Device	Home Screen > Logo	.tiff, .pjp, .jpeg, .jfif, .webp, .tif, .bmp, .png, .jpg, .svgz, .jpg, .gif, .svg, .ico, .xbm, .dib
Device	Home Screen > Logo > Slide Show Enabled	.tiff, .pjp, .jpeg, .jfif, .webp, .tif, .bmp, .png, .jpg, .svgz, .jpg, .gif, .svg, .ico, .xbm, .dib
Monitoring	Graphic Map > Background	.gif, .jpg, .png, .bmp, .jpeg

Feature 2. Users can select whether to allow simultaneous access using the same account

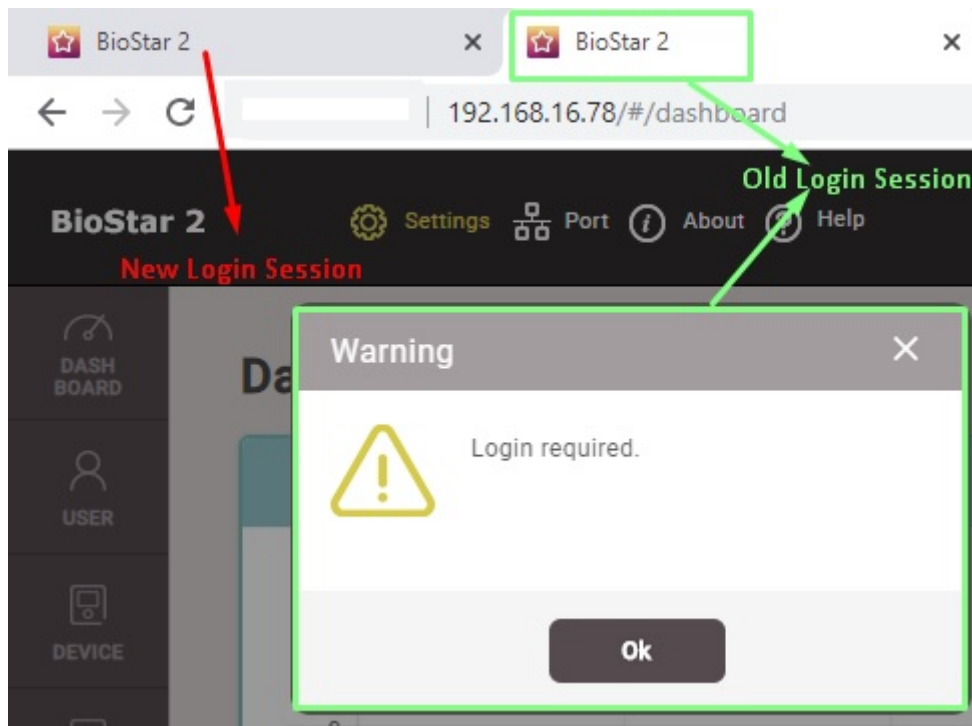
Beginning from BioStar 2 Version 2.7.11, the user can activate or inactivate the simultaneous connection with one BioStar 2 log-in account. The default configuration is 'Active', user can open multiple BioStar 2 sessions with one account.

However, if a user 'Inactive' this feature, the user will no longer be able to open multiple BioStar 2 sessions in one or multiple PC through one user account.



When this feature is set inactive, user will be automatically signed out from the originally logged in BioStar 2 session when user tries to log-in to new BioStar 2 session

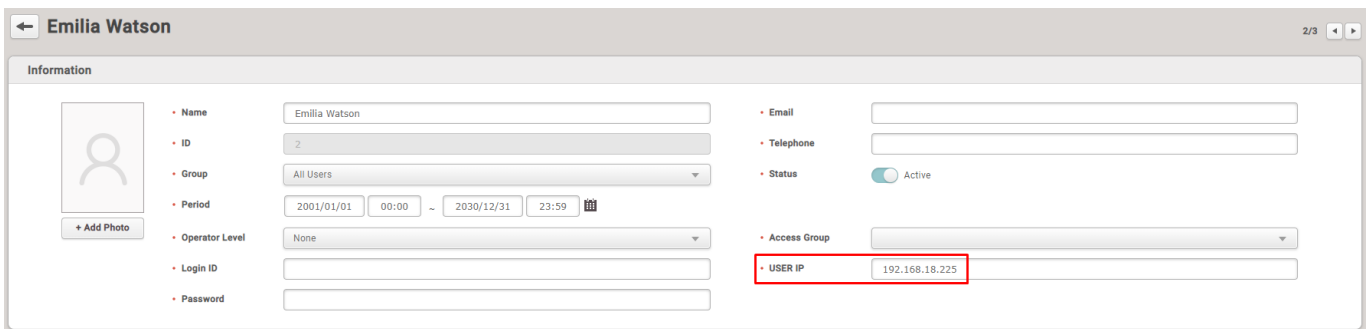
Furthermore, when clicking a random spot in the original (old) login session of BioStar 2, a pop-up message 'Login Required' warning will appear and automatically log out the user from the original (old) session.



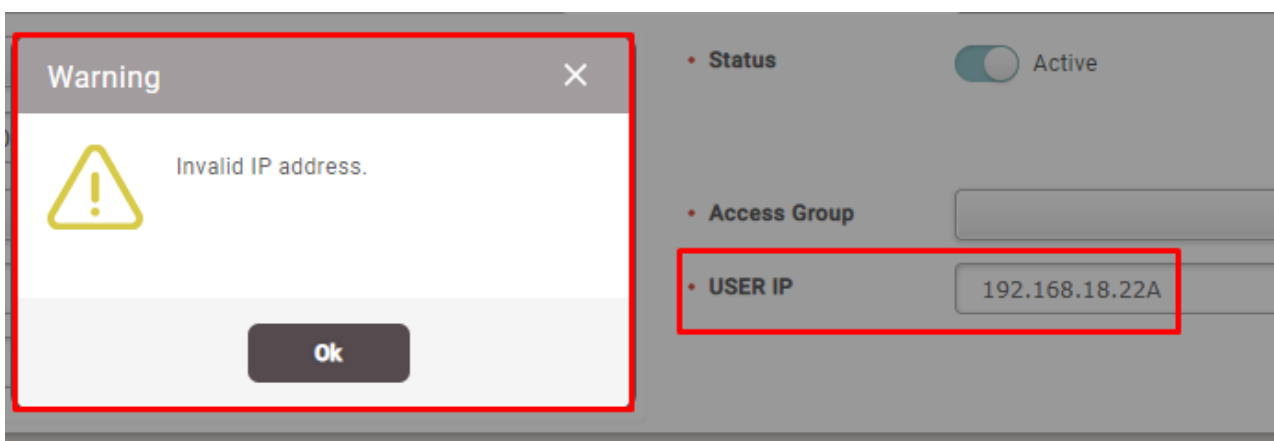
Feature 3. Limited Access: Access is granted only when the IP information of the account and the IP information of the accessing PC match when logging in by adding an IP address item to the user information

Starting from BioStar 2 Version 2.7.11, an improvement on configure limitation user PC IP has been made.

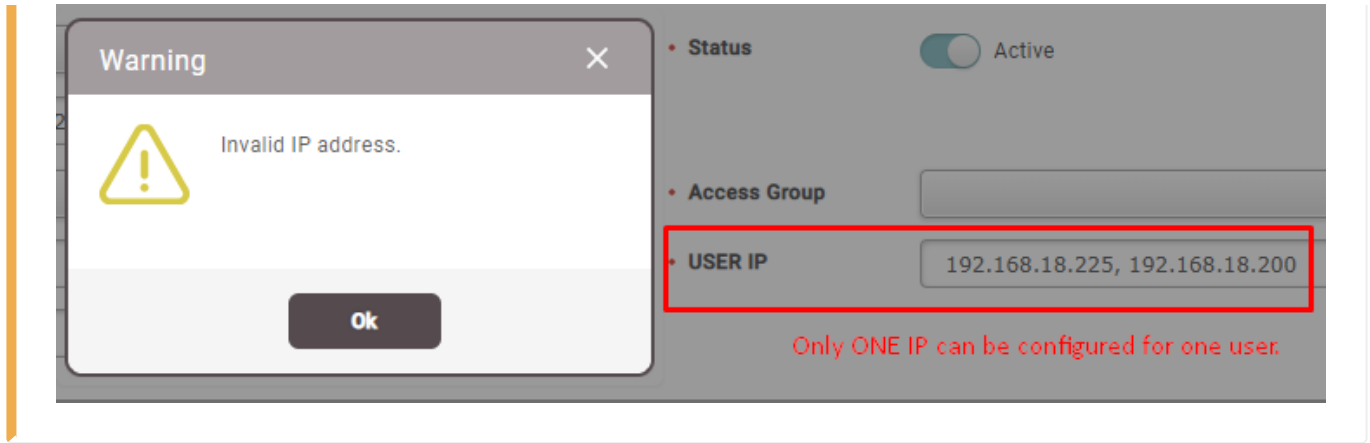
- User → (Selected User Page) → information section, 'User IP' set up is supported.
- Unlike Name and Period, User IP is not a mandatory field. User can enroll a new user without USERER IP information.
- When USER IP is set for the user, that user can only access BioStar 2 using specifically registered USER IP



- User IP format should be 'XXX.XXX.XXX.XXX' and number should be 0 ~ 255.



- Only one User IP address can be registered/set for one user.



From:
<https://kb.supremainc.com/knowledge/> -

Permanent link:
https://kb.supremainc.com/knowledge/doku.php?id=en:enhanced_security_settings

Last update: **2022/12/28 21:11**