

# Table of Contents

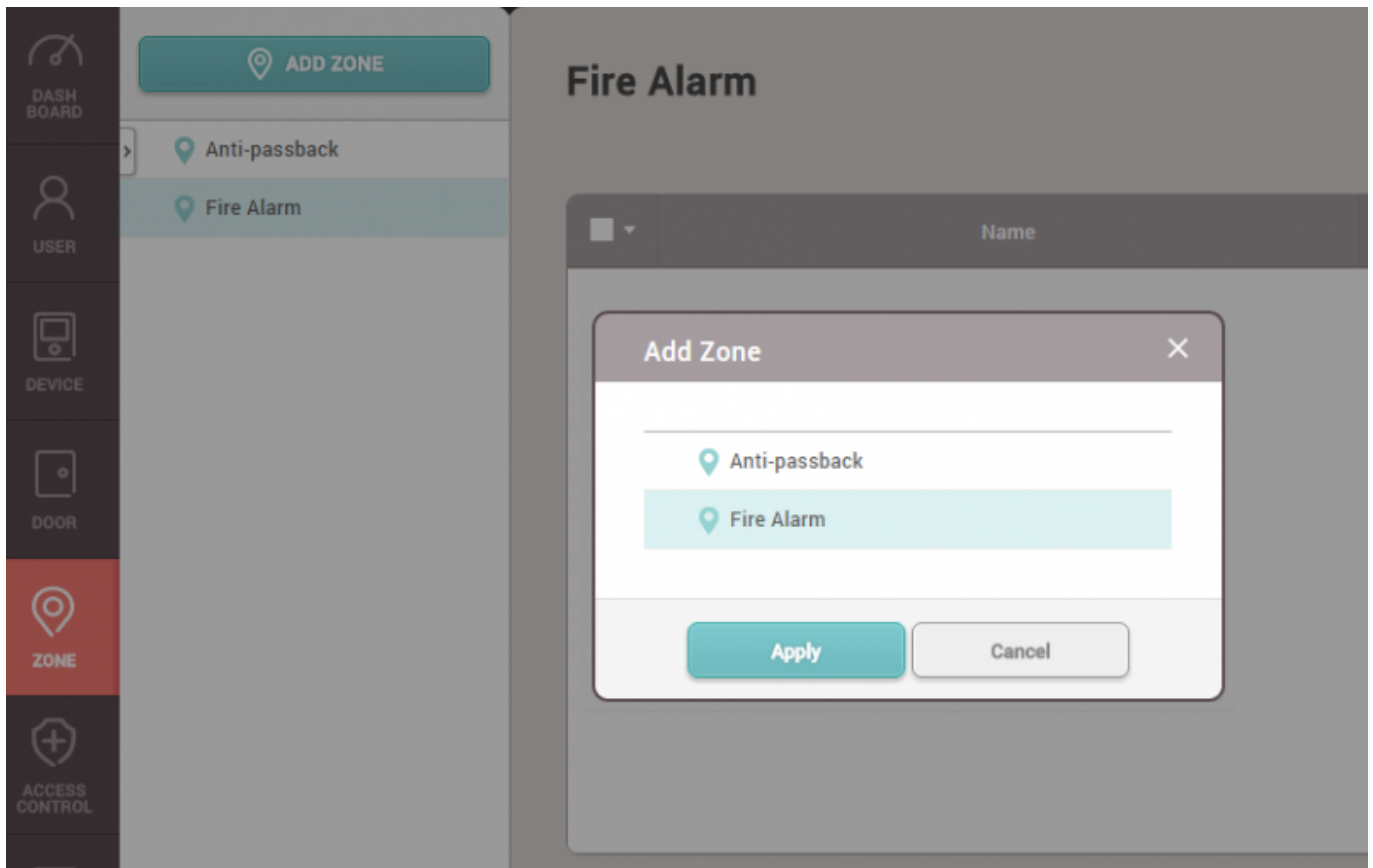
How to configure Fire Alarm Zone? .....	1
Video Demo .....	4

[System Configuration](#), [BioStar 2](#), [Fire Alarm](#), [Zone](#)

## How to configure Fire Alarm Zone?

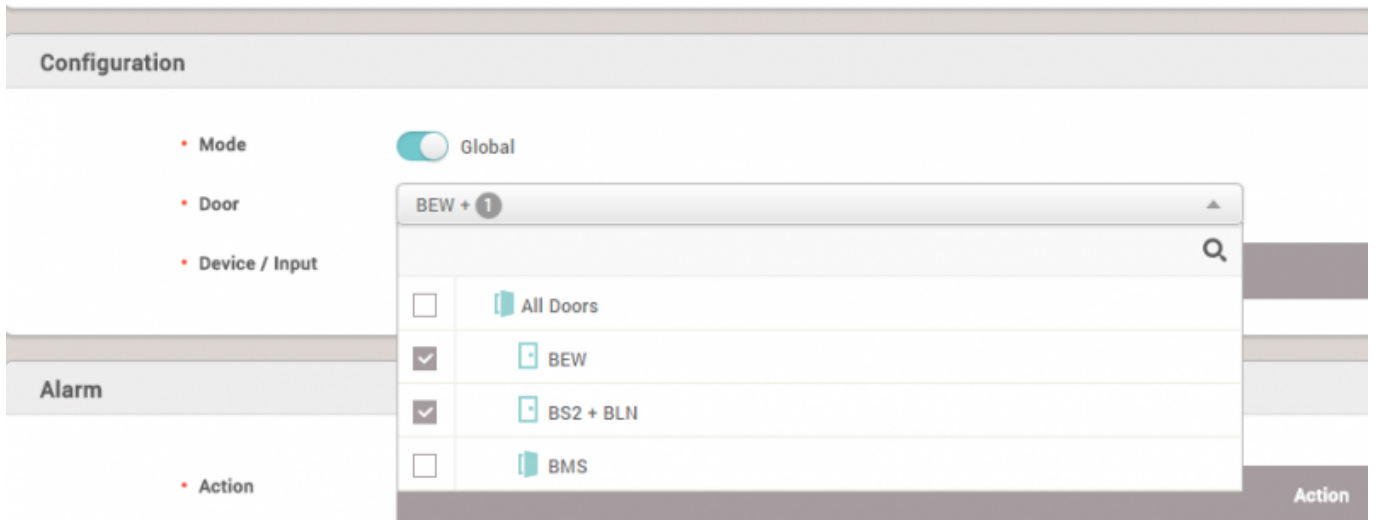
Before you start, check the license activation status. If the standard edition is activated, the 'ZONE' tap can be seen from the left menu buttons as below. Also, check the fundamental course to understand the difference between 'Global Zone' and 'Local Zone'.

1. Go to **ZONE** and click **ADD ZONE** button.

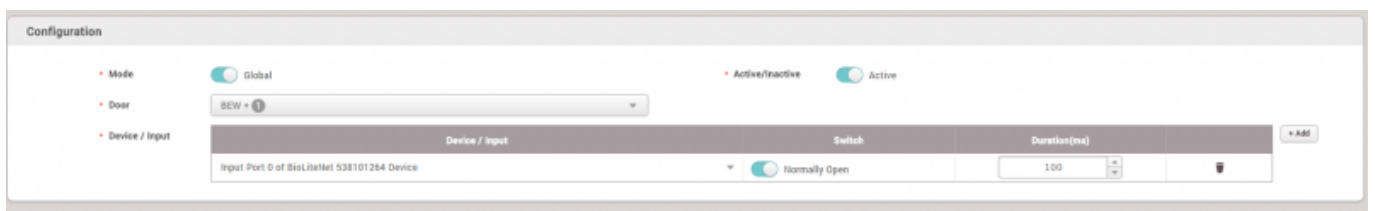


2. Enter the zone name and choose between **Local** and **Global**.

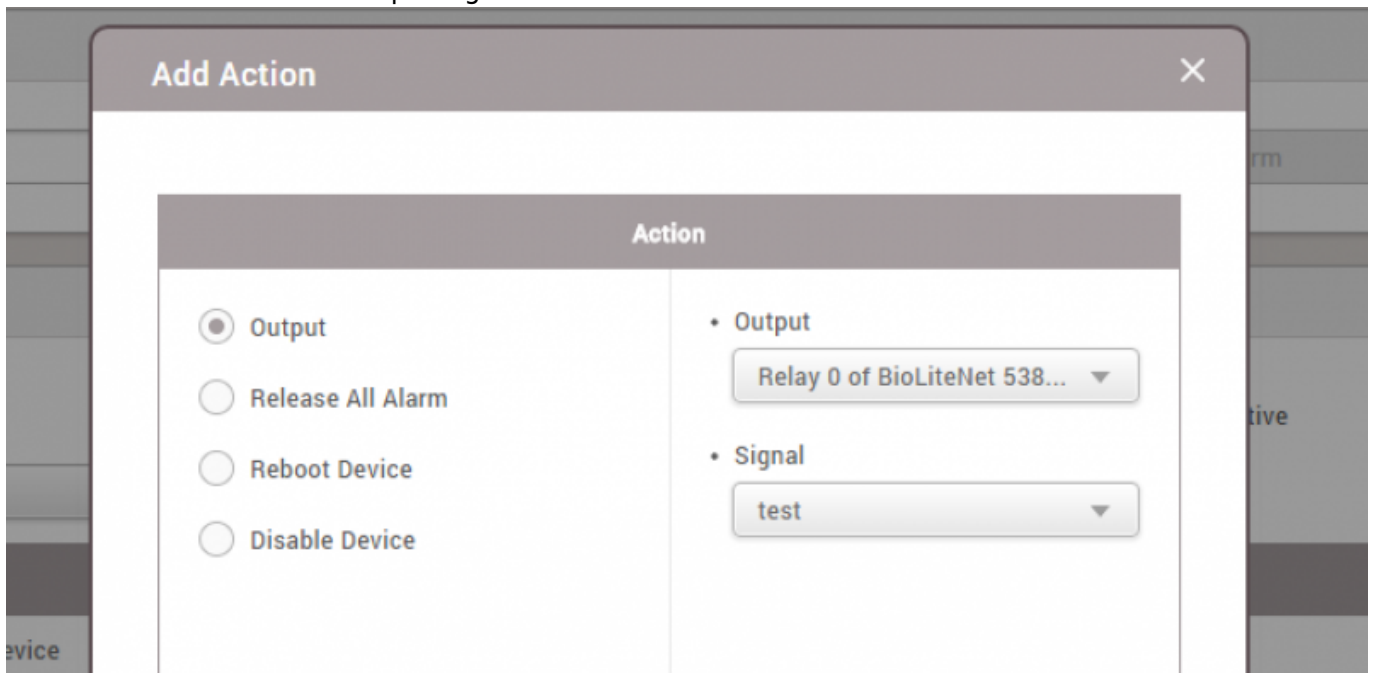
- Local Zone: Consists of RS-485 connected master and slave devices with the master device as 'Zone Master'.
- Global Zone: Consists of TCP/IP and RS485 connected devices with the BioStar 2 Server as 'Zone Master'.



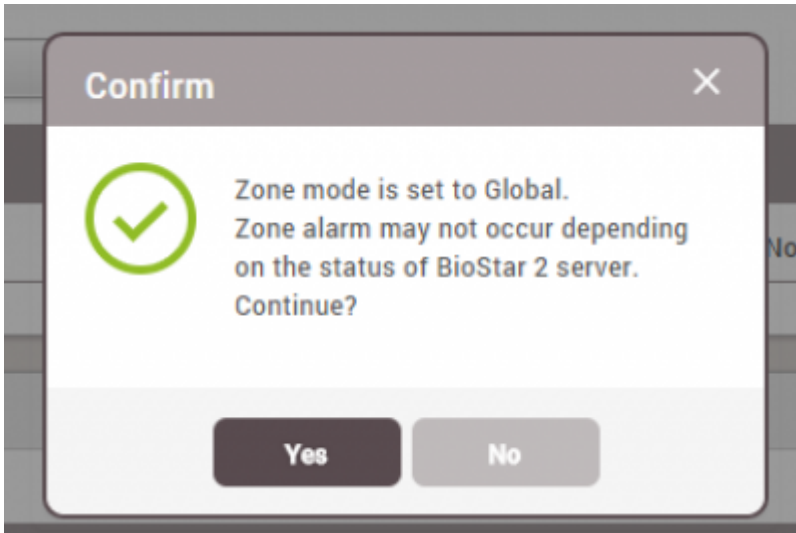
3. Choose doors to be in the fire alarm zone and select an device input to receive a fire alarm signal.



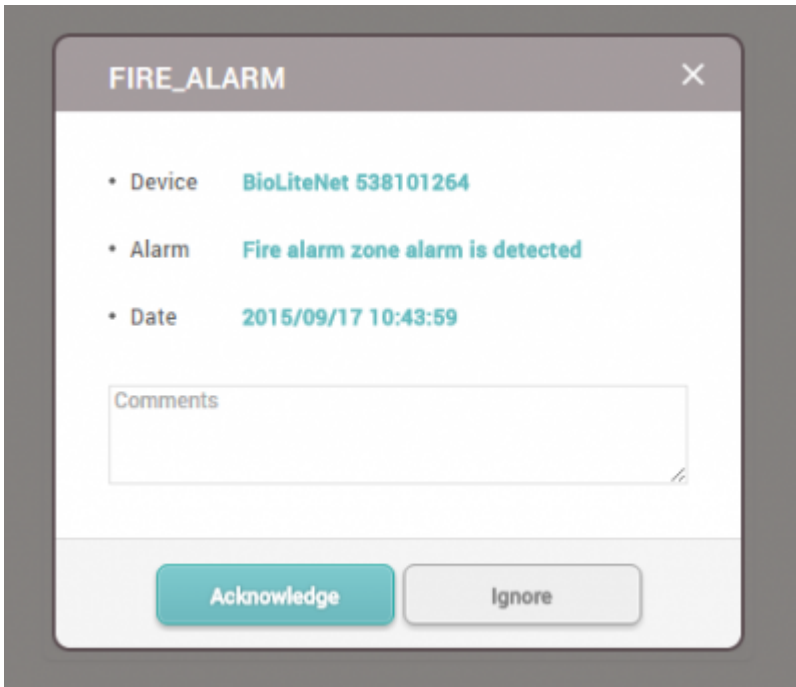
4. Add action to make an output signal if needed.



5. When it's set to use 'Global Zone', the below warning message pops up to remind the importance of the stable server status.



6. Once finished, go to **MONITORING** and **Zone Status**, and make a test input to check the alert and the door relay response.



**Door Status**

Save Filter

	Door Name	Door Status	Door Relay	Alarm	Last Event
<input type="checkbox"/>	BEW	Unlocked		10:43 UNLOCKED	
<input type="checkbox"/>	BS2 + BLN	Unlocked		10:44 UNLOCKED	

7. Mark the zone and click **Clear Alarm** button. Then, the doors go back to the original status.

**Zone Status**

Save Filter

Clear Alarm

<input checked="" type="checkbox"/>	Type	Zone Name	Active/Inactive	Status	Alarm	Last Event
<input checked="" type="checkbox"/>	Fire Alarm	Test	Active	Normal		10:47 FIRE_ALARM_CLEAR

Door Status						
<input type="button" value="Save Filter"/>						
	Door Name	Door Status	Door Relay	Alarm	Last Event	
<input type="checkbox"/>	BEW	Closed	Locked		10:47 LOCKED	
<input type="checkbox"/>	BS2 + BLN	Closed	Locked		10:48 LOCKED	

## Video Demo

[fire.mp4](#)

From:

<http://kb.supremainc.com/knowledge/> -

Permanent link:

[http://kb.supremainc.com/knowledge./doku.php?id=en:how\\_to\\_configure\\_firealarm\\_zone&rev=1467952041](http://kb.supremainc.com/knowledge./doku.php?id=en:how_to_configure_firealarm_zone&rev=1467952041)

Last update: **2016/07/08 13:27**