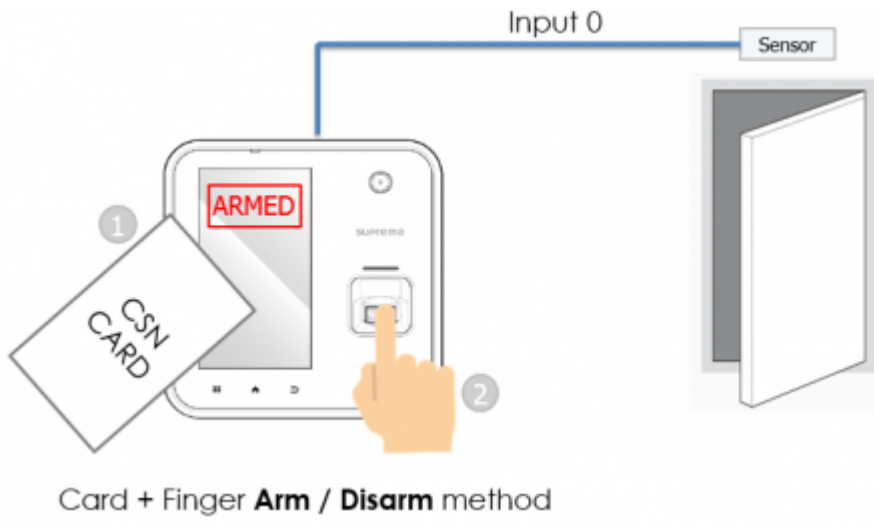

.....	1
.....	1
.....	4
.....	4

, BioStar 2,

BioStar 2.5

가



RS-485

가

Knowledge Base

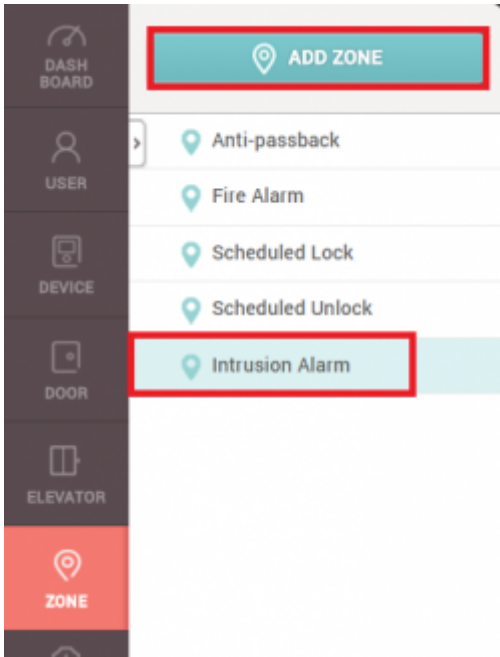
가
가

1. BioStar 2 가

2. 가

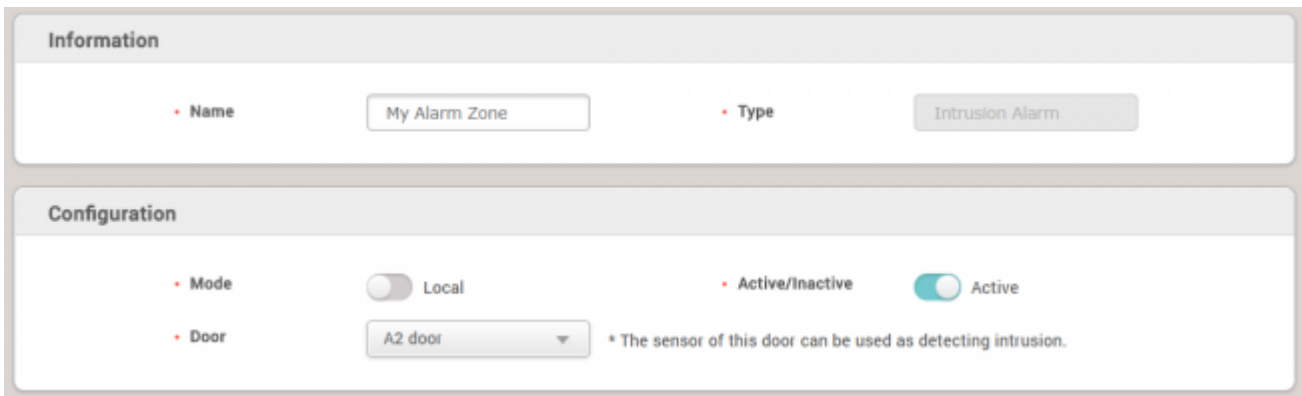
3. (ZONE)

4. 가(ADD ZONE)



4. (ZONE) BioStar 2 AC Standard 가 .

5. (Intrusion Alarm) (Apply) .



6. (Name) .

BioStar 2.5 (RS-485) .

7. (Door) .

8. (Active) .

9. (Delay Time) .

: () .
 : () (Intrusion alarm)

detected)

10. / + 가(+ Add)

가 가

1. : / CSN/Wiegand
128

2. : 가 가

- A2: LCD

- BioStation 2, BioStation L2: 1 F1 1 F2

3. : /

11. / / (Access Group) 128

Arm / Disarm Setting

• Delay Time Arm s Disarm s

• Access Card

Card Type	Card ID	
CSN	ID: 1256...	

+ Add

• Access Group

• Arm/Disarm Setting (Device)

Device	Door	Entry / Exit	Arm Type	Input Type	
BioStation A2 939254397 (192.168.14.109)	A2 door	Entry	Arm / Disarm	Card or Key	

+ Add

• Arm/Disarm Setting (Input)

Device / Input	Arm Type	Summary	

+ Add

12. + 가(+ Add)

Intrusion Setting

• Detect Intrusion

Device / Input	Summary	
Input Port 0 of BioStation A2 939254397 (192.168.14.109) Device	N/O, 5ms	

+ Add

13. + 가(+ Add)

Add Alarm
✕

Event	Action
<input checked="" type="radio"/> Access denied (Armed status) <input type="radio"/> Arming auth success <input type="radio"/> Armed <input type="radio"/> Arming failed <input type="radio"/> Disarming auth success <input type="radio"/> Disarmed <input type="radio"/> Intrusion alarm detected <input type="radio"/> Intrusion alarm cleared <input type="radio"/> Arming auth failed <input type="radio"/> Disarming auth failed	<input type="radio"/> Output <input checked="" type="radio"/> Alert Sound <div style="margin-top: 10px;"> <ul style="list-style-type: none"> • Device <div style="border: 1px solid #ccc; padding: 2px; display: inline-block;">BioStation A2 54153100... ▾</div> • Alert Sound Type <div style="border: 1px solid #ccc; padding: 2px; display: inline-block;">Alarm 1 ▾</div> • Play Option <input checked="" type="radio"/> Infinite <input type="radio"/> Count <input style="width: 40px; text-align: center;" type="text" value="0"/> </div>

(Device Status)
(Alert Sound)
(MONITORING) >

(Clear Alarm)

BioStation A2 가 , 가 가

[2x_sysconfig_a2_alarm_final.mp4](#)

(MONITORING)
(Zone Status)

BioStar 2

BioStar 2.5

- BioStation 2 FW 1.5.0
- BioStation A2 FW 1.4.0
- CoreStation FW 1.0.0

- P2 FW 1.0.0
- R2 FW 1.0.0

BioStar 2.6

- BioStation L2 FW 1.3.0 or above - W2 FW 1.2.0 or above - FaceStation 2 FW 1.1.0 or above

Entry

From:

<http://kb.supremainc.com/knowledge/> -

Permanent link:

http://kb.supremainc.com/knowledge/doku.php?id=ko:how_to_configure_an_alarm_zone

Last update: **2018/07/20 14:29**