
.....	1
.....	1
.....	3
.....	3
.....	5

, BioStar 2,


BioStar 2

. BioStar 2

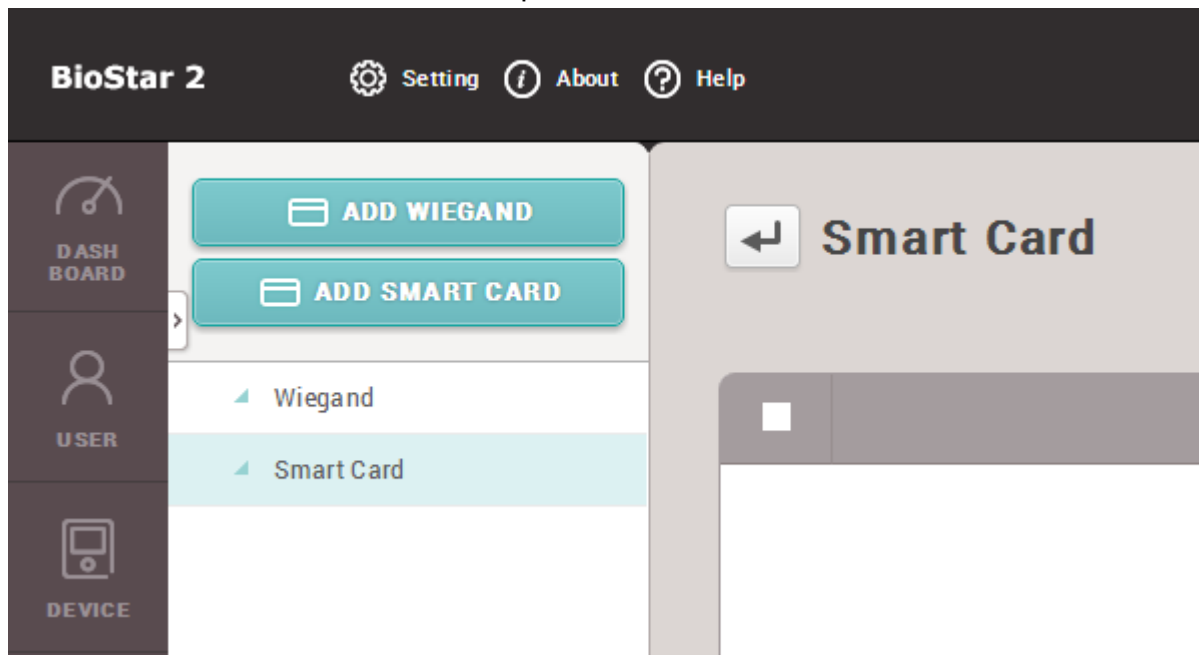
가

가

가



1. > > 가



2. iCLASS, DESFire, 가 가 . AoC SC MIFARE,

← Add New Smart Card

Information

• Name • Secondary Key Inactive

MIFARE | iCLASS | DESFire

• Primary Key

• Secondary Key

• Start Block Index

Layout

• Template Count • Template Size

DESFire DES/3DES

3. 2

Information

• Name • Secondary Key Active

MIFARE | iCLASS | **DESFire**

• Primary Key

• Secondary Key

• Start Block Index

4.

• Start Block Index

Layout

• Template Count • Template Size

가

가

1. > > > **ID**

2. 가

Card ID Format

• Format Type Normal

• Layout

Advanced

가

1. > > +

Credential

- PIN
- Auth Mode Device Default
- Credential
- 1:1 Security Level Device Default

2.

Enroll Card

- Card Type
- Device
- Card Layout Format
- Smart Card Type

Information

- Card ID
- Access Group
- Fingerprint

1st Finger

2st Finger
- PIN
- Period
- Duress Duress

3.

4.

가

1.

Enroll Card✕

• **Card Type** Enroll Smart Card ▼

• **Card Layout Format**

• **Device** None ▼

• **Smart Card Type** Secure Credential Card ▼


Information

• **Card ID** 2

• **Fingerprint**
1st

• **PIN**

1st Finger



Duress

Write Smart Card Cancel

2.

3.

•

•

4.

가

ID

ID

ID

Enroll Card✕

• **Card Type**

• **Card Layout Format**

• **Device**

• **Smart Card Type**

Information


• **Card ID**

• **PIN**

• **Fingerprint**

1st

1st Finger



Duress

Write Smart Card

Cancel

5.

From:

<https://kb.supremainc.com/knowledge/> -

Permanent link:

https://kb.supremainc.com/knowledge/doku.php?id=ko:how_to_issue_a_smart_card

Last update: **2017/01/09 17:12**