



# New Features in BioStar 2.4

February 2017  
Ethan Kim

**SUPrema**

# Contents

Introduction

General Features

AC Features

T&A Features / Mobile Feature

Upcoming Features in 2.4.1

Q&A

## **DISCLAIMER**

This presentation contains information that is confidential and proprietary to Suprema Inc. and is solely for the use of Suprema Inc. personnel. No part of it may be used, circulated, quoted, or reproduced for distribution outside Suprema Inc. If you are not the intended recipient of this report, you are hereby notified that the use, circulation, quoting, or reproducing of this report is strictly prohibited and may be unlawful. No representations or warranties, express or implied, are made as to, and no reliance should be placed on, the accuracy, fairness or completeness of the information presented or contained in this presentation. © 2016 Suprema Inc. All rights reserved

# Introduction

---



## BIOSTAR 2.4

### General

- Date Preference
- USB Card Reader
- Secure Communication
- Oracle DB

### AC Features

- Custom Operator
- Alphanumeric ID
- Device Trigger & Action
- Elevator (OM-120)

### T&A/Mobile Features

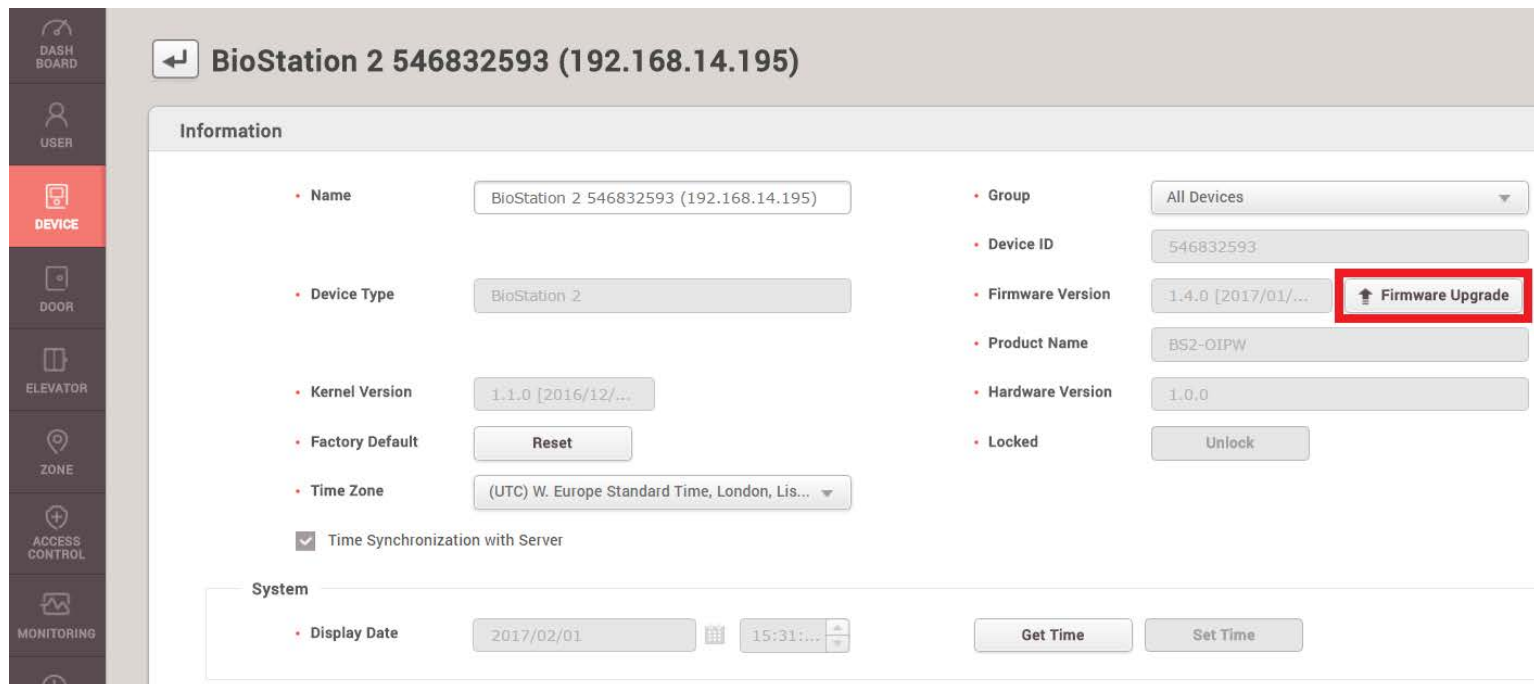
- T&A PDF Report
- T&A Column Setting
- Temp Schedule Batch Edit
- Profile Icon

### Upcoming Features

- FaceStation 2
- Video Integration
- NFC Mobile App
- MS SQL
- Performance Improvement

# Introduction

- Upgrade firmware to use new features
- Firmware included in installation package
- Attempting to use new features with old firmware will create a popup warning
- Check [Help](#) > [BioStar 2 Overview](#) > [Versions](#)
- \* [Upgrade process from old version 2.0 > 2.2.1 > 2.3 > 2.4](#)



The screenshot displays the web interface for a BioStar 2 device. The left sidebar contains navigation options: DASH BOARD, USER, DEVICE (highlighted in red), DOOR, ELEVATOR, ZONE, ACCESS CONTROL, and MONITORING. The main content area is titled "BioStation 2 546832593 (192.168.14.195)" and is divided into "Information" and "System" sections.

**Information Section:**

- Name: BioStation 2 546832593 (192.168.14.195)
- Device Type: BioStation 2
- Kernel Version: 1.1.0 [2016/12/...]
- Factory Default: Reset
- Time Zone: (UTC) W. Europe Standard Time, London, Lis... (dropdown)
- Time Synchronization with Server:
- Group: All Devices (dropdown)
- Device ID: 546832593
- Firmware Version: 1.4.0 [2017/01/...] **Firmware Upgrade** (button highlighted with a red box)
- Product Name: BS2-OIPW
- Hardware Version: 1.0.0
- Locked: Unlock

**System Section:**

- Display Date: 2017/02/01 (calendar icon)
- Time: 15:31:... (clock icon)
- Buttons: Get Time, Set Time

# General

## Date Preference

- [Setting](#) > [Preference](#)

- Date Format Options:

- YYYY/MM/DD
- MM/DD/YYYY
- DD/MM/YYYY

Time Format Options:

- HH:MM
- HH:MM A
- A HH:MM

\* **A** format shows AM / PM

**BioStar 2** Setting About Help Administrator Logout

### Preference

**Language / Time Zone**

- Language: English
- Time Zone: (UTC+9:00) Seoul, To...

**Date/Time**

- Date Format: mm/dd/yyyy
- Time Format: hh:mm

# General

## USB Card Reader

- DUALi DE-620
    - CSN Support: Mifare, Desfire, Felica, NFC
    - Smart Card Support: Mifare, Desfire, Desfire EV1
- \*\* Desfire, EV1 for smart card is read only



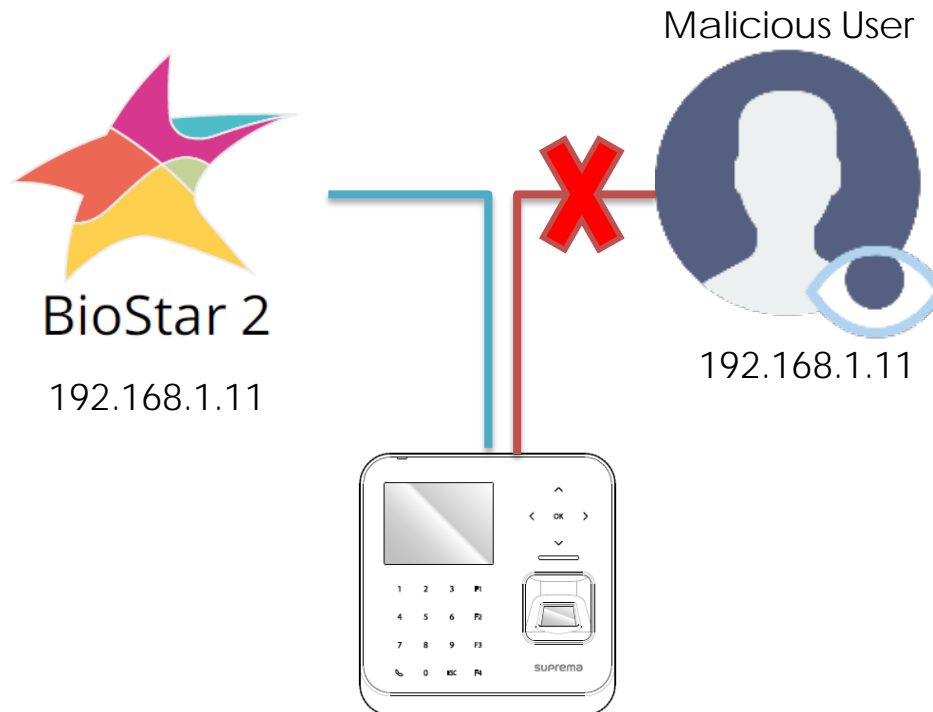
BioMini



DE-620

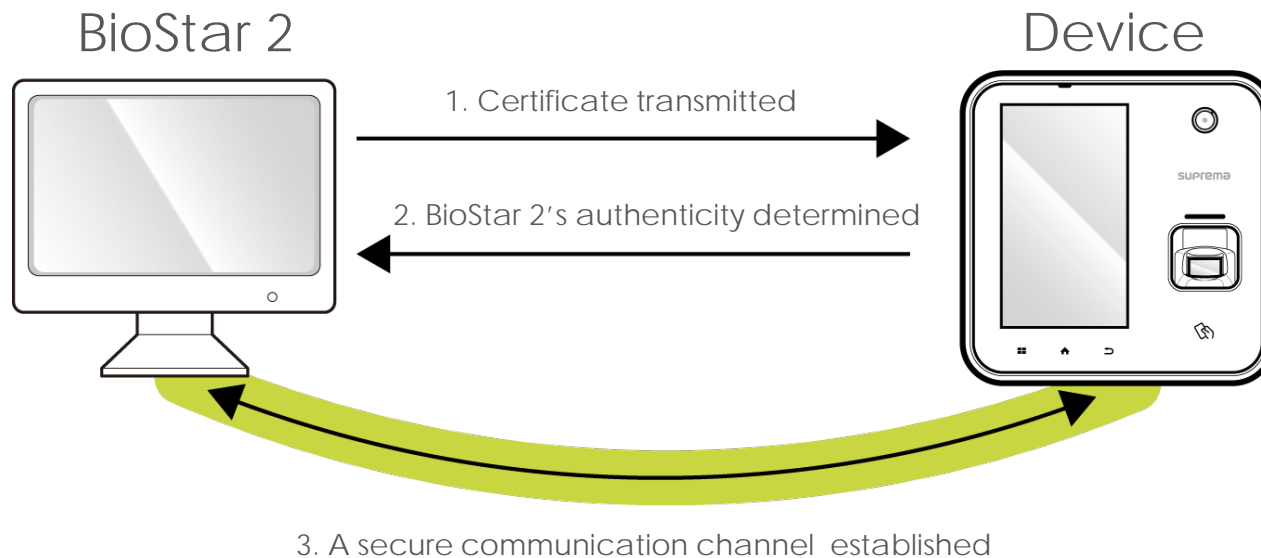
## Secure Communication

- TLS: Transport Layer Security
- Prevents malicious users from connecting to the device by pretending to be the server with the same server IP



## Secure Communication

- Exchanges encryption key (session key) using a digital certificate to provide server identity verification





# General

## Secure Communication

- [Setting](#) > [Server](#) > [Secure Communication with Device](#)
- Option to use external certificate from Certificate Authority (CA)  
i.e VeriSign, Comodo, GoDaddy

### Secure Communication with Device

• Secure communication with device  Use

• Root certificate

• Private key

• Use external certificates  Use

• Public key certificate

• Private key passphrase (Optional)

• Confirm private key passphrase

- Refer to [Wikipedia](#) for more information about TLS

## Oracle Database

- Available as a custom installation for a new install
  - \* DB not installed with BioStar 2
  - \* Only 64bit version is available
  - \* Only supports 32 bit Oracle Client
- 
- Supported versions:
    - Oracle Database 11g
    - Oracle Database 11g Express
    - Oracle Database 12c

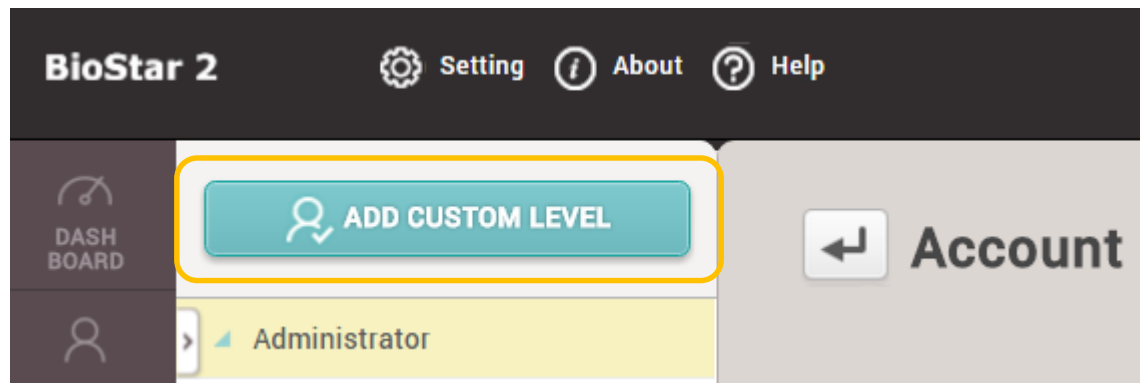


# AC Features

## Custom Operator

- [Setting](#) > [Account](#) > [Add Custom Level](#)
- Option to apply privileges to multiple users at once.
- Operator control based on menu:
  - User Group
  - Devices
  - Door
  - Access Group

\*\* items do not apply to the monitoring menu



# AC Features

## Custom Operator

- Setting > Account > Add Custom Level

← Add Custom Level

• Name

• Description

• Admin Menu Settings

	Menu Items	Custom Items	Add Button	Edit	Read
1	Dashboard		N/A	<input type="checkbox"/>	<input type="checkbox"/>
2	User	<input type="text" value="All Users"/> <input type="text" value="All Devices"/>	Disabled	<input type="checkbox"/>	<input type="checkbox"/>
3	Device	<input type="text" value="All Devices"/>	Disabled	<input type="checkbox"/>	<input type="checkbox"/>
4	Door	<input type="text" value="All Doors"/>	Disabled	<input type="checkbox"/>	<input type="checkbox"/>
5	Access Control	<input type="text" value="All access groups"/>	Disabled	<input type="checkbox"/>	<input type="checkbox"/>
6	Monitoring		N/A	<input type="checkbox"/>	<input type="checkbox"/>
7	Time & Attendance		Disabled	<input type="checkbox"/>	<input type="checkbox"/>
8	Setting		N/A	<input type="checkbox"/>	<input type="checkbox"/>

• Add User

# AC Features

## Alphanumeric ID

- Hyphens (-) and underscore (\_) possible  
\*\*@ and other special characters are not supported
- BioLiteNet, BioEntry Plus, BioEntry W are not supported



The image shows a user profile form with the following fields:

- Name:** Alphanumeric ID
- ID:** This\_is\_an\_User-ID123 (highlighted with a yellow border)
- Group:** All Users
- Period:** 2001/01/01 00:00 ~ 2030/
- Operator Level:** None

On the left side of the form, there is a placeholder for a user photo with a "+ Add Photo" button below it.

# AC Features

## Alphanumeric ID

- Configure in the **Server** menu **User ID Type**

\* L2 and W2 will appear as "not supported device." hotfix will be released at the end of Feb

### Server

#### General

- BioStar IP Address: Any
- BioStar Port: 5...
- Web Server Protocol:  HTTP  HTTPS
- Log Upload:  Automatic
- Session Timeout: 60 Min
- Password Level:  Low

#### User/Device Management

- Automatic User Synchronization: All Devices
- Fingerprint Template Format: Suprema
- Enrollment Device: **User ID Type: Alphanumeric**

Device ID	Device Name	Device Group	IP Address	+ Add
Not found				



# AC Features

## Device Trigger and Action

- For using Suprema devices with 3<sup>rd</sup> party controllers with Wiegand
- Only master device can be configured

\*\* use Secure-IO 2 as slave for additional input

DEVICE > Trigger & Action > + Add

The screenshot shows the 'Trigger & Action' configuration page in the Suprema AC interface. On the left sidebar, the 'DEVICE' menu item is highlighted. The main content area has an 'Update' button at the top. Below it, the 'Trigger & Action' section is expanded to show a 'Configuration' tab. A table lists the configured triggers and actions:

Trigger		Action		
Input	Input Port 0 of BioStation 2 546832586 (192.168.14.23 3) Device	Function	Access Granted	

An '+ Add' button is visible in the top right corner of the table area.

# AC Features

## Device Trigger and Action

- Function for all devices:
  - Access Granted, Access Denied
- Additional Function for devices without LCD:
  - Green LED, Red LED, Device Sound

**Add Trigger & Action**

**Trigger**

Pre-defined Alarm

Input

• Port  
Input Port 0 of BioEntry ...

• Switch  
Normally Open

• Duration(ms)  
15

• Schedule  
Always

**Action**

Output

Release All Alarm

Reboot Device

Disable Device

Function

• Configuration  
None  
Access Granted  
Access Denied  
Red LED  
Green LED  
Device Sound



# AC Features

## Elevator (OM-120)

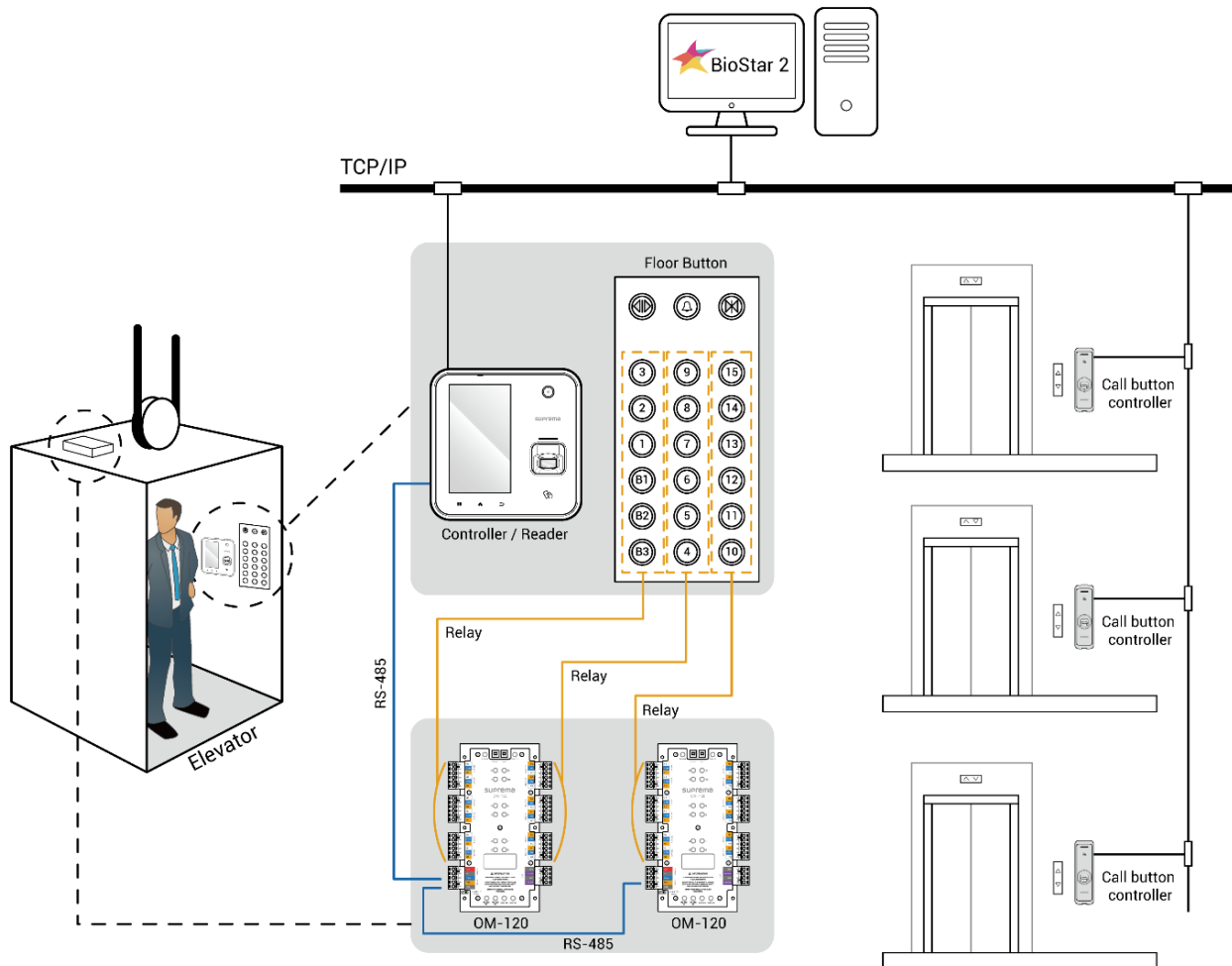
- Support for OM-120 (Output Module)
- 12 relay, 2 input



# AC Features

## Elevator (OM-120)

- Elevator: maximum 4 readers, 16 OM-120



# AC Features

## Elevator (OM-120)

- AC Standard License required
- Max 192 floors per elevator with daisy chain of 16 OM-120
- Max 1000 Elevators
- Supports dual authentication, anti-passback & fire-alarm zone

**Detail**

**Configuration**

- Controller: BioEntry W2 ...
- Reader: BioEntry W2 ...
- Module: OM-120 100...

**Floor**

- Total Number of Floors: 12
- Auto-mapping:  Auto-mapping

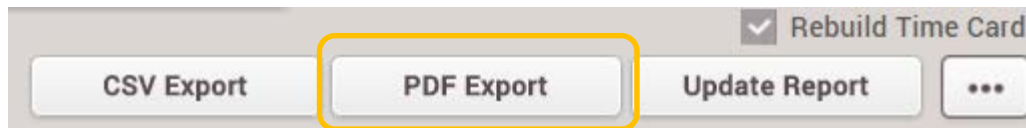
**Floor Settings**

Floor Name	Device	Relay Number	
Floor - 1	OM-120 100000104	Relay 0 of OM-1...	
Floor - 2	OM-120 100000104	Relay 1 of OM-1...	
Floor - 3	OM-120 100000104	Relay 2 of OM-1...	

# T&A Features

## PDF Report

- Export PDF Reports
- \*\* Use internet explorer or download the PDF if there is a issue viewing in Chrome
- \*\* Disable popup block to export



## Individual Report | Ethan Kim (1111 : All Users)

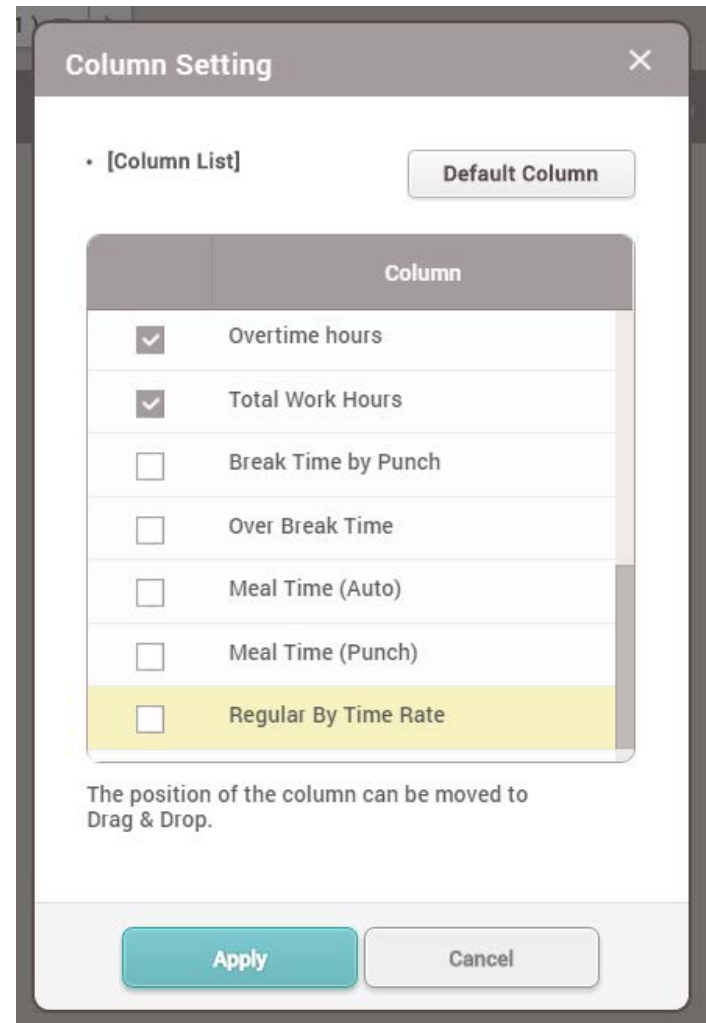
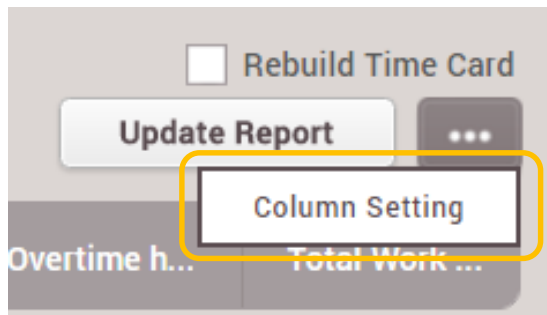
Date 2017-01-01 ~ 2017-01-31

Date	Name	User ID	Department	Shift	Leave	In	Out	Exception	Regular hours	Overtime hours	Total Work Hours
2017/01/19	Ethan Kim	1111	All Users	normal fixed	-	2017/01/19 07:00 am	2017/01/19 06:00 pm	-	9:00:00	0:00:00	11:00:00
2017/01/20	Ethan Kim	1111	All Users	normal fixed	-	2017/01/20 09:00 am	2017/01/20 06:00 pm	Late In	9:00:00	0:00:00	9:00:00
2017/01/21	Ethan Kim	1111	All Users	normal fixed	-	2017/01/21 07:00 am	2017/01/21 11:00 am	Early Out	2:00:00	0:00:00	4:00:00
2017/01/22	Ethan Kim	1111	All Users	normal fixed	-	2017/01/23 02:00 am	-	Insufficient work time, Missing Punch Out, Late In	0:00:00	0:00:00	0:00:00

# T&A Features

## Column Setting

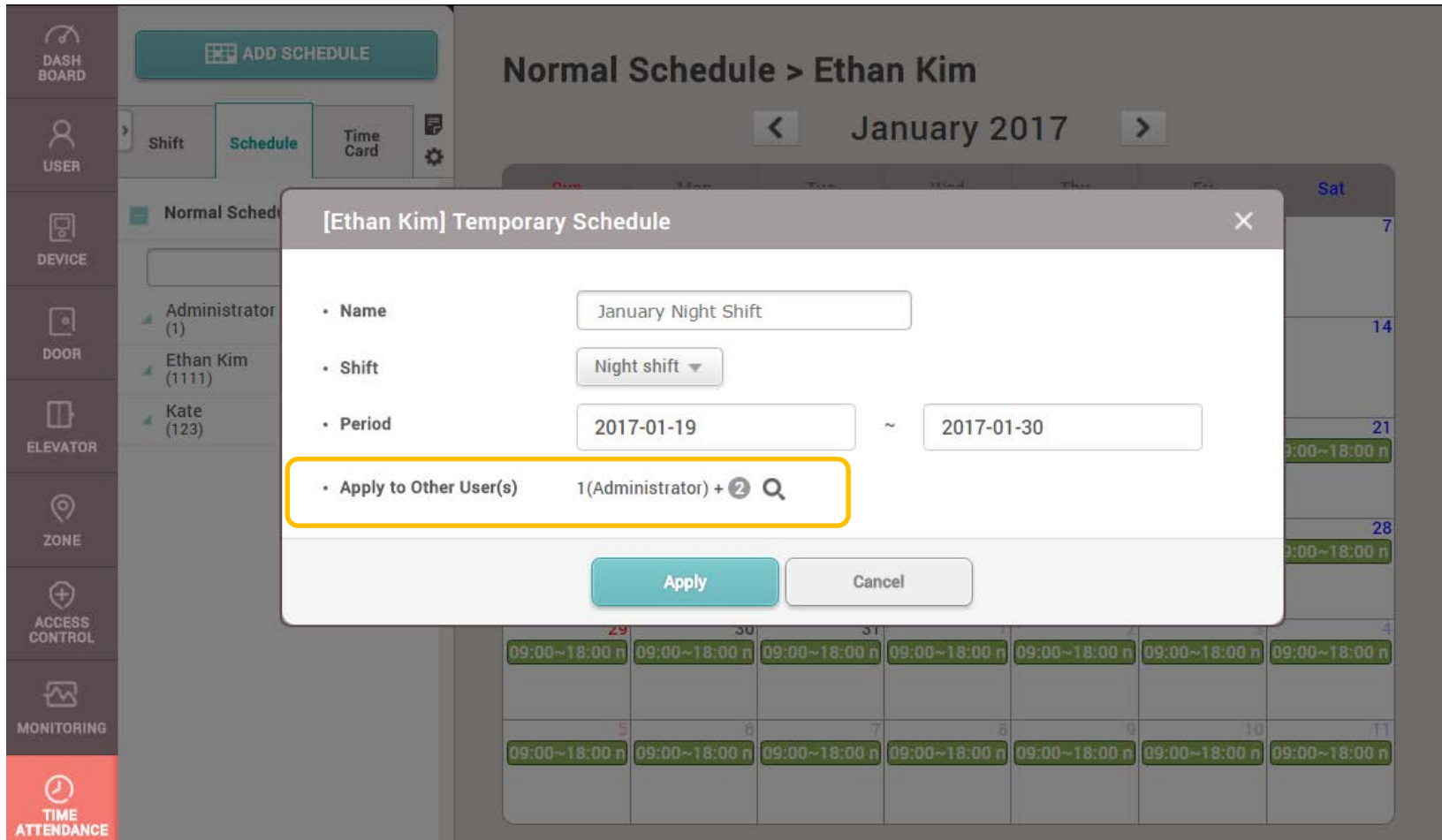
- Configure columns as required
- Drag and drop to change order



# T&A Features

## Temporary Schedule Batch Edit

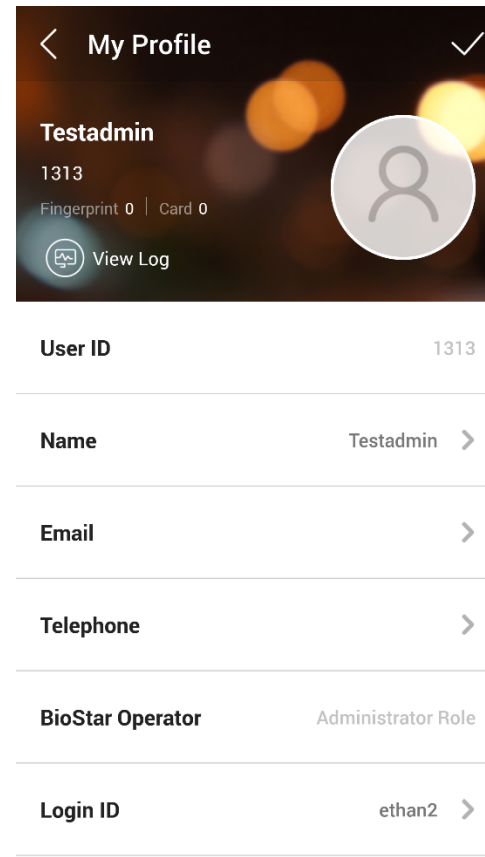
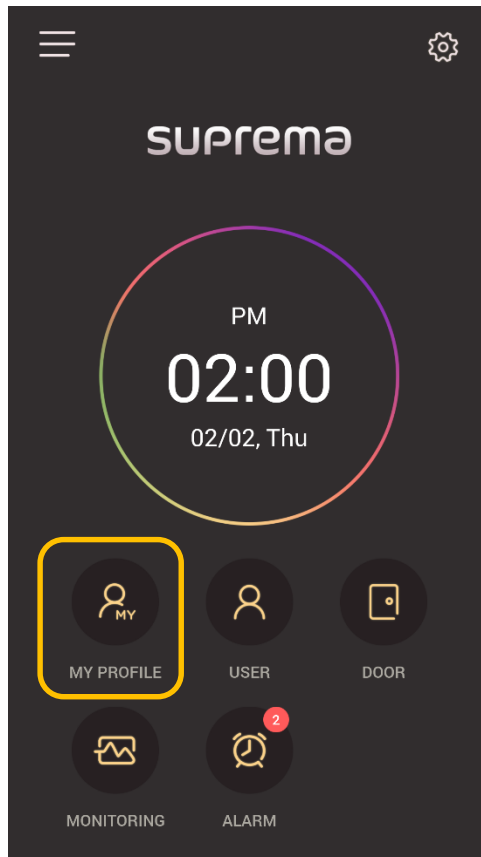
- Add temporary Schedule to multiple users



# Mobile Feature

## My Profile

- Quick access to user profile view & edit



# Upcoming Features

## BioStar 2.4.1

### FaceStation 2



VS

### FaceStation 1



- x3 faster Recognition time
- x3.5 computing power
- x5 allowable ambient light level
- Max 3000 x 10 (Group Matching) users



# Upcoming Features

## BioStar 2.4.1

\*\* Schedule may change

### Video Integration

- Options: HikVision & Dahua



### NFC Mobile App

- User credential stored on phone



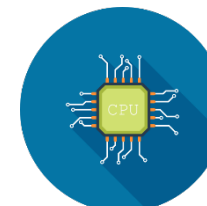
### MS SQL Express

- Support for one the most popular DB



### Performance Improvement

- AC side load speed




# Online Resources

- Suprema Knowledge Base  
Fundamental > BioStar 2 Features

<http://kb.supremainc.com/>

## BioStar 2 Features



BioStar 2 sets the new standard in security. The powerful biometric access control framework provides system integrators the ability to easily integrate with 3rd party systems and allows software developers to build new applications and functions into BioStar 2. Accessibility to BioStar 2 and its APIs is further extended through cloud services.

[Learn more](#)

BioStar 2.0.0

 [Feature Guide Download](#)

BioStar 2.1.0

 [Feature Guide Download](#)

BioStar 2.2.x

 [Feature Guide Download](#)



# Introduction

---



## BIOSTAR 2.4

### General

- Date Preference
- USB Card Reader
- Secure Communication
- Oracle DB

### AC Features

- Custom Operator
- Alphanumeric ID
- Device Trigger & Action
- Elevator (OM-120)

### T&A/Mobile Features

- T&A PDF Report
- T&A Column Setting
- Temp Schedule Batch Edit
- Profile Icon

### Upcoming Features

- FaceStation 2
- Video Integration
- NFC Mobile App
- MS SQL
- Performance Improvement



Any Questions?



Thank You

CREDITS:

Slide 8 icon designed by Madebyoliver from Flaticon

Slide 23 icon designed by Maxim Basinski from Flaticon