

Table of Contents

How to Upgrade BioStar 1	1
Upgrade Procedure	1

BioStar 1, Upgrade

How to Upgrade BioStar 1

If you are using BioStar version 1.52 and above, you can use the following procedure to upgrade your BioStar version and reap the benefits such as bug fixes and new features.

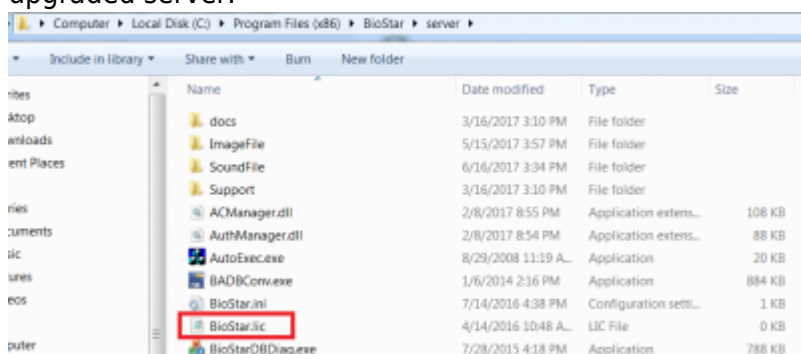
If you have a BioStar version lower than 1.52 installed, you cannot upgrade to versions above 1.52 by simply deleting and installing the most recent BioStar **unless you are upgrading to 1.93**.

You will have to follow the procedure shown in the [How to Resolve a Database Compatibility Issue](#) to upgrade without any issues.

* If you are upgrading to BioStar 1.93 you can follow the upgrade procedure below regardless of what current version you are on.

Software License

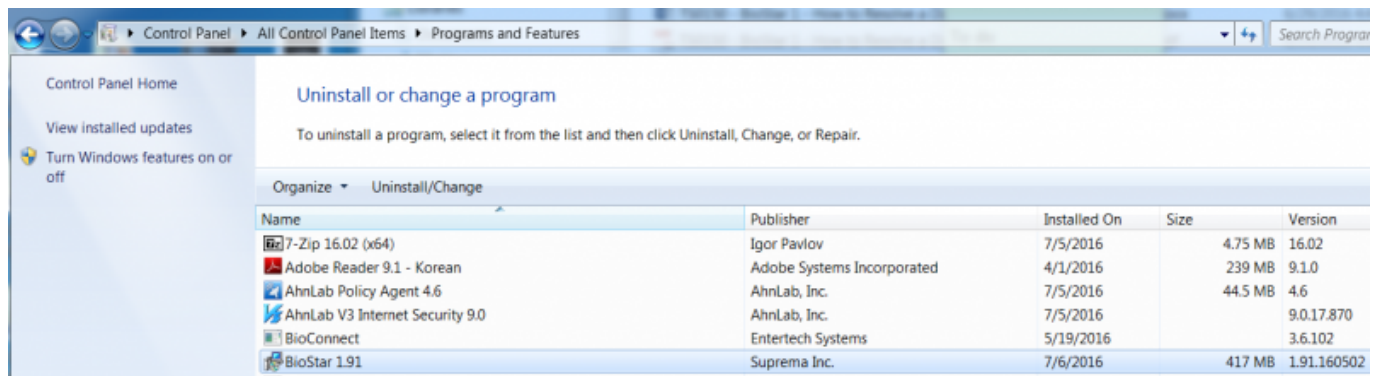
If you are using a software license (not a dongle) for BioStar Standard version, back up the BioStar.lic file in *C:\Program Files(x86)\BioStar\server* and paste it to the same location in your upgraded server.



Upgrade Procedure

Deleting BioStar will not delete your database but please back up your database so that you may revert your database if the database upgrade fails.

1. To back up your database, see [How to make a backup of MSSQL database](#).
- You can restore your database in the future through the instructions, see [How to restore a database backup in MSSQL Server](#).
2. Uninstall BioStar from the control panel.



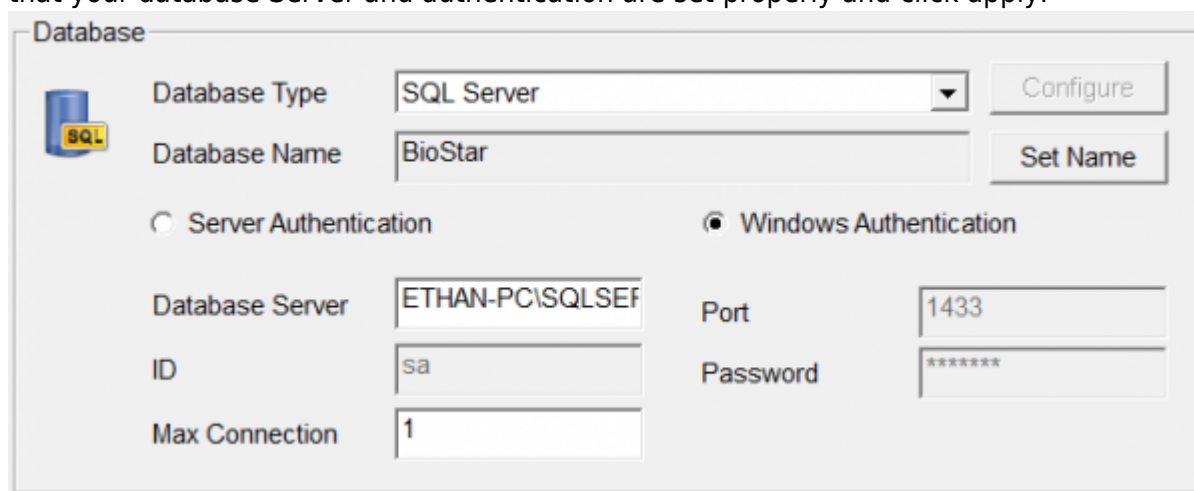
3. Download the most recent version of BioStar installation file: [Download link](#).

If you are only using 1.x devices we recommend that you install [BioStar 1.9](#).

4. Install BioStar with the setup file.

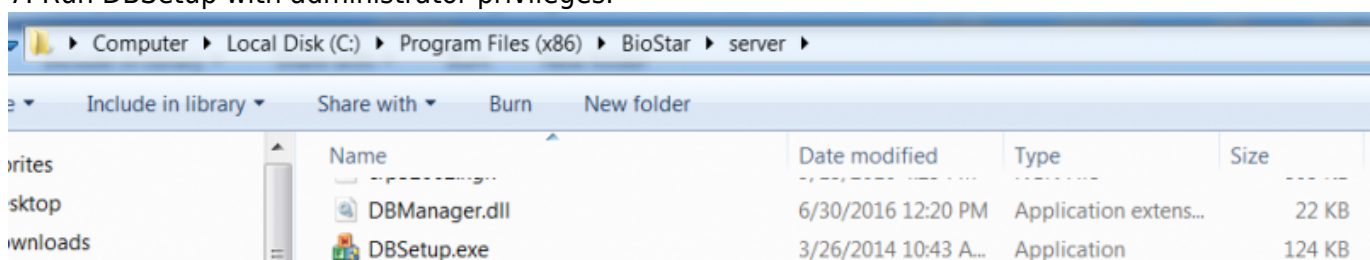


5. After the installation finishes, open BioStar Server Config with administrator privileges and check that your database Server and authentication are set properly and click apply.



6. Open the BioStar server folder at *C:\Program Files (x86)\BioStar\server*.

7. Run DBSetup with administrator privileges.



8. Run BioStar and check that all functions operate properly.

If you are having issues with the upgrade, please refer to an article of [Fresh Desk](#) and contact Suprema TS team.

From:

<http://kb.supremainc.com/knowledge/> -

Permanent link:

http://kb.supremainc.com/knowledge/doku.php?id=en:1xfaq_how_to_upgrade_biostar&rev=1577669431

Last update: **2019/12/30 10:30**