

# Table of Contents

Support to Log in to Biostar 2 with Active Directory Account ..... 1

How to enable the 'Use for BioStar 2 Login' ..... 1

Precautions ..... 1

# Support to Log in to Biostar 2 with Active Directory Account

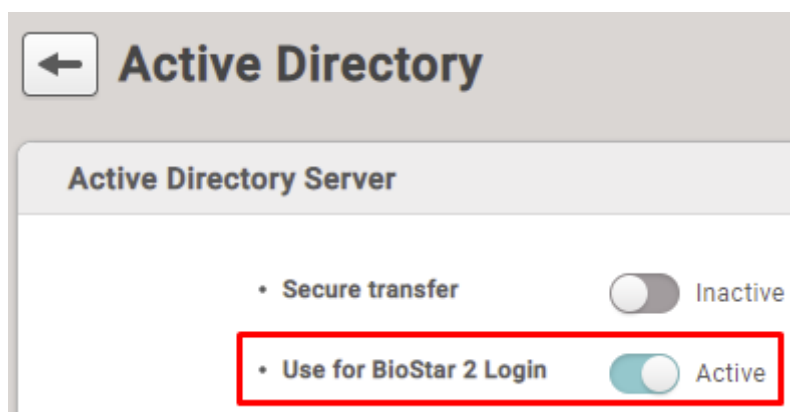
To meet the market requirement to manage user and administrator privileges through a single directory, Suprema has improved the function to log in to BioStar 2 through an Active Directory account starting with BioStar 2.8.16.

If you are new to BioStar 2's Active Directory integration, please refer to the below document.

- [\[BioStar 2\] How To Configure Active Directory in BioStar2](#)
- [\[BioStar 2\] How To Confirm Active Directory Information](#)

## How to enable the 'Use for BioStar 2 Login'

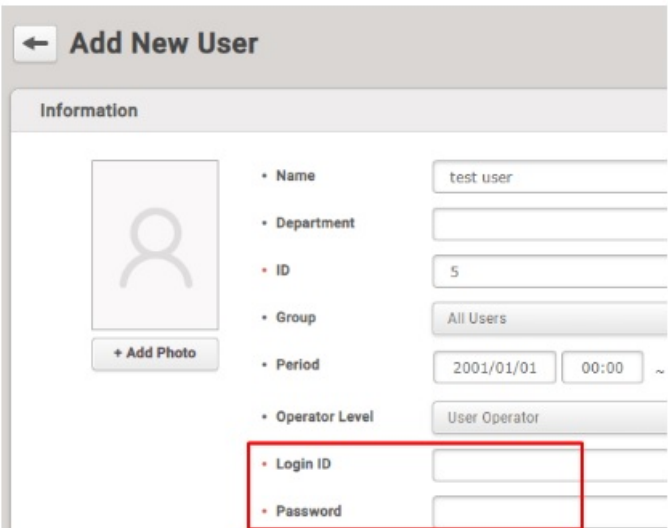
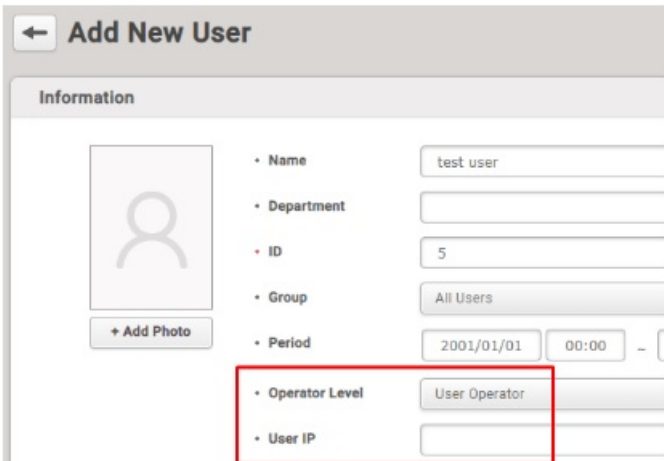
Go to [Settings → Active Directory → Active Directory Server].



## Precautions

- 1) Only Active Directory users synced to BioStar 2 can log in, and you must set operator Level for this user.
- 2) When syncing with Active Directory, Active Directory users who have the same login ID as the Login ID used in BioStar 2 or whose ID is '1' will be excluded.
- 3) Except for User ID 1 (Administrator) user, the window for entering Login ID/Password is not displayed on the user detail page regardless of Operator Level.

\* Sample:

When you DO NOT USE "Use for BioStar 2 Login"	When you USE "Use for BioStar 2 Login"
	

4) User ID '1 (Administrator)' can log in to use BioStar 2 if there is an issue such as a system failure in the Active Directory server.

From:  
<https://kb.supremainc.com/knowledge/> -

Permanent link:  
[https://kb.supremainc.com/knowledge/doku.php?id=en:support\\_to\\_log\\_in\\_to\\_biostar\\_2\\_with\\_active\\_directory\\_account](https://kb.supremainc.com/knowledge/doku.php?id=en:support_to_log_in_to_biostar_2_with_active_directory_account)

Last update: 2022/12/29 02:23