

Table of Contents

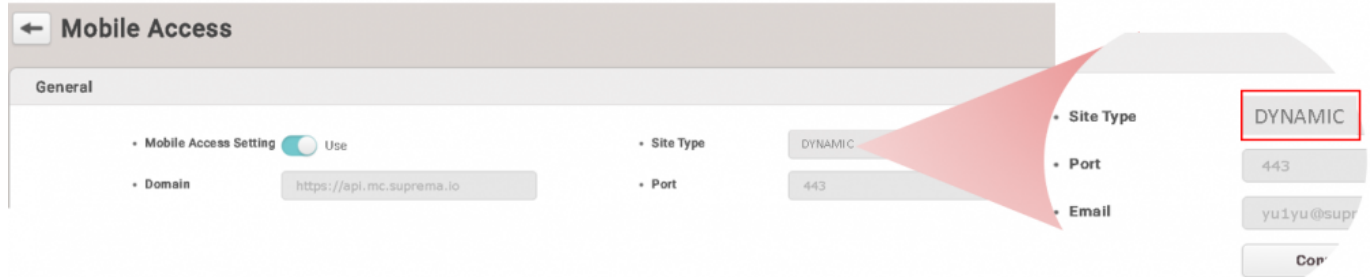
Supports Dynamic Site Configuration 1

Dynamic Site Policy 1

How To Issue Dynamic Card 3

Supports Dynamic Site Configuration

Suprema officially supports Suprema Mobile Access Dynamic Site from BioStar 2.8.9.



Dynamic Site Policy

- **Dynamic Site** allows you to reissue, revoke, or discontinue mobile access cards or specify the expiration date of it. It deducts credits according to the period of use or devices. Dynamic can be used in gyms, libraries, or shared facilities where it provides membership services.
- The BioStar 2 server needs to be connected to the Internet and run **ONLY** when issuing or deleting a Dynamic Card.
- Mobile devices for which Dynamic Cards have been issued must **ALWAYS** be connected to the Internet. In unavoidable cases, a maximum exception time of 5 minutes is allowed, but after that, it will be marked as network disconnected and the access card cannot be used.
- There is only one site that can be registered in BioStar 2> Settings> Mobile Access. Dynamic Site and Regular Site cannot be connected together in one BioStar 2 server.
- If you create a Dynamic Site on Airfob Portal, you can issue a Suprema Mobile Access card for free for **1 MONTH** without purchasing a license. When the free trial period has expired, and if you have not purchased a separate credit for the Dynamic Site, you will be notified as follows:
 - **BioStar 2** : Alert message will show if administrator tries to issue or delete mobile access card. (The site is currently under payment required status. Please change the site's credit from the Airfob Portal and try again.)
 - **Airfob Portal** : Free usage period expiration email sent to Dynamic Site administrator account.
 - **Airfob Pass** : Card issued at Dynamic Site is changed now to suspended.

- The credit deduction method of Dynamic site is different from Regular.


Card Issuance Limitation	Unlimited
Credit Deduction Policy	1 Credit deduction per device registered
Billing Method	Monthly *Contact Sales Representative for further details.(Link)

- Detailed description about difference between Dynamic Site and Regular Site:[Related Article](#)

- If the dynamic site is connected, when the Mobile Access Card is issued, the message about credit deduction is **NOT** confirmed. (Same for both issuing directly from the user page and issuing through CSV.)
- If the dynamic site is connected, it is necessary to enter the expiration date of the Mobile Access Card.
- When batch issuing a Mobile Access Card of Dynamic Site through CSV Import, the import **FAILS** if there is no information about **the start and end date of the validity period for the card**.

user_id	name	department	user_title	phone	email	user_group	start_datetime	expiry_datetime	mobile_start_datetime	mobile_expiry_datetime	sn_mobile
1	Administrator					All Users	1/1/2001 0:00	12/31/2030 23:59			
2	Suprema Mobile Access Test	Suprema Test	Test Engineer		jhlee2@sup	All Users	1/1/2001 0:00	12/31/2030 23:59	12/31/2020 14:14	3/18/2023 14:14	2

- After creating a dynamic site, even if a device is added, the credit is verified as **0**. Even if the credit is 0, you **CAN** proceed with issuing and authenticating a Mobile Access Card for the Dynamic Site for free for **1 MONTH**.



Dy

Current Site
Dynamic

Users

Registered Device

Credit Status

Credit

0

Device Status

Registered Device

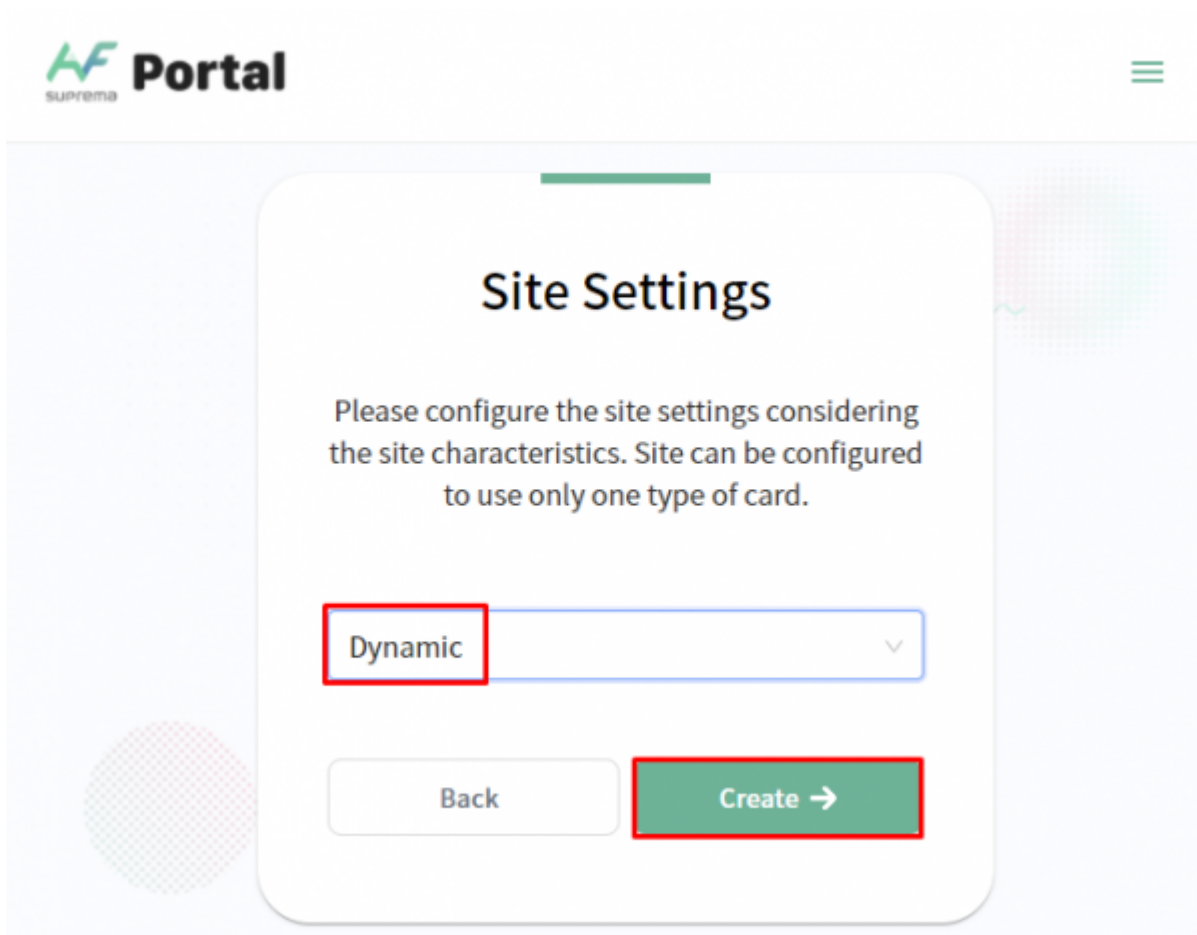
1

- <https://kb.supremainc.com/knowledge/>

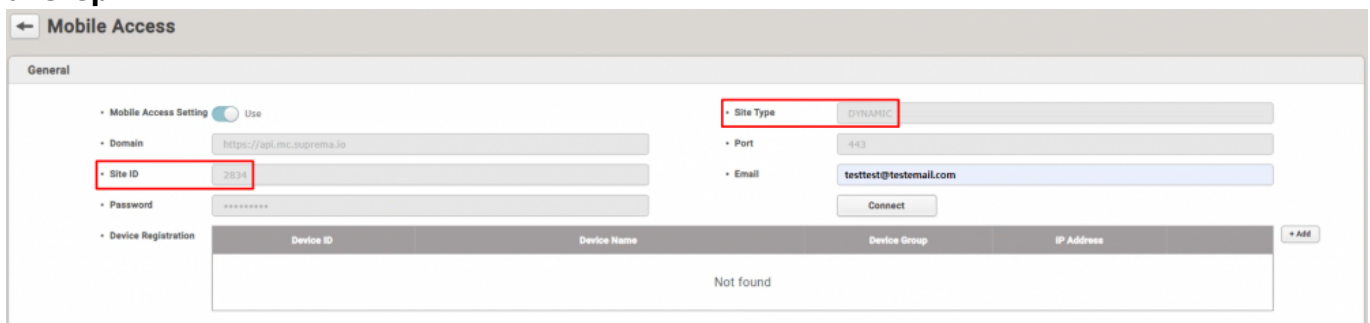
How To Issue Dynamic Card

Step 1> Go to the Airfob Portal and create a Dynamic Site. (Airfob Portal : <https://mc.mocainc.com/signin>)

- How to create Airfob Portal Site ([Related Article](#))



Step 2> Go to BioStar 2 > Settings > Mobile Access and connect with your Dynamic Site you created at **Step 1**.



Step 3> Go to BioStar 2 > Settings > Mobile Access and add your device which supports Suprema Mobile Access.

← Mobile Access

General

• Mobile Access Setting ☒ Use

• Domain

• Site ID

• Password

• Device Registration

• Site Type

• Port

• Email

Connect

Device ID	Device Name	Device Group	IP Address	+ Add
802	BioLife N2 802 (192.168.8.195)	All Devices	192.168.8.195	

- Confirm your device is right model and right firmware version.
- Related Article: [Supported Devices List of Mobile Access](#)
- Device list in the Airfob Portal will be automatically updated.

Hi, Laney

Dy

Current Site
Dynamic

Users

Registered Device

Registered Devices

15

< 1 / 1 >

<input type="checkbox"/>	Product Name	Model Name	Device ID
<input type="checkbox"/>	802	BLN2-OAB	802

Step 4> Add a user from the BioStar 2> User menu.

- **Essentials:** Name and email address
- **Optional:** User profile image, department, job title information

BioStar 2

Settings Port About Help

DASH BOARD

USER

DEVICE

DOOR

ELEVATOR

ZONE

ACCESS

← Suprema Mobile Access Test

Red Items : Mandatory for Suprema Mobile Access

Blue Items : Option for Mobile Access card registration

Information

• Name

• Department

• ID

• Group

• Period

• Operator Level

• User IP

• Email

• Title

• Telephone

• Status ☒ Active

• Access Group

Step 5> Enroll Mobile Access Card.

- <https://kb.supremainc.com/knowledge/>

- Can choose between manually enter card ID or use random card ID.
- Can choose whether you will refer profile photo, department and job title. (**ONLY** can choose when you enroll user with each item.)
- Need to configure valid period for Mobile Access Card in Dynamic Site.

Enroll Card

• Card Type: CSN Mobile

• Registration Option: Enter Manually

Card ID

• Card ID: 2 [Use User ID]

• Input Type: ☒ Enter manually → Enter manually OR random card ID

Information

• Photo: ☒ Use

• Department: ☒ Suprema Test → Toggle : Use OR Not Use

• Title: ☒ Test Engineer

For Dynamic Cards

Period

• Expiry Period: +1 Day +7 Days +30 Days +1 Year

• Period: 2020/12/31 14:14 ~ 2023/03/18 14:14 [Calendar Icon]

[Enroll] [Cancel]


Step 6> After completing the card issuance in BioStar 2, access the Airfob Portal to check if the card issuance was successful.

- **Before Activation** : Mobile Access Card download link is sent to the user and the download has not yet been received.
- **Activated** : The user has downloaded the Mobile Access Card to the mobile phone.

Portal Laney 1.0

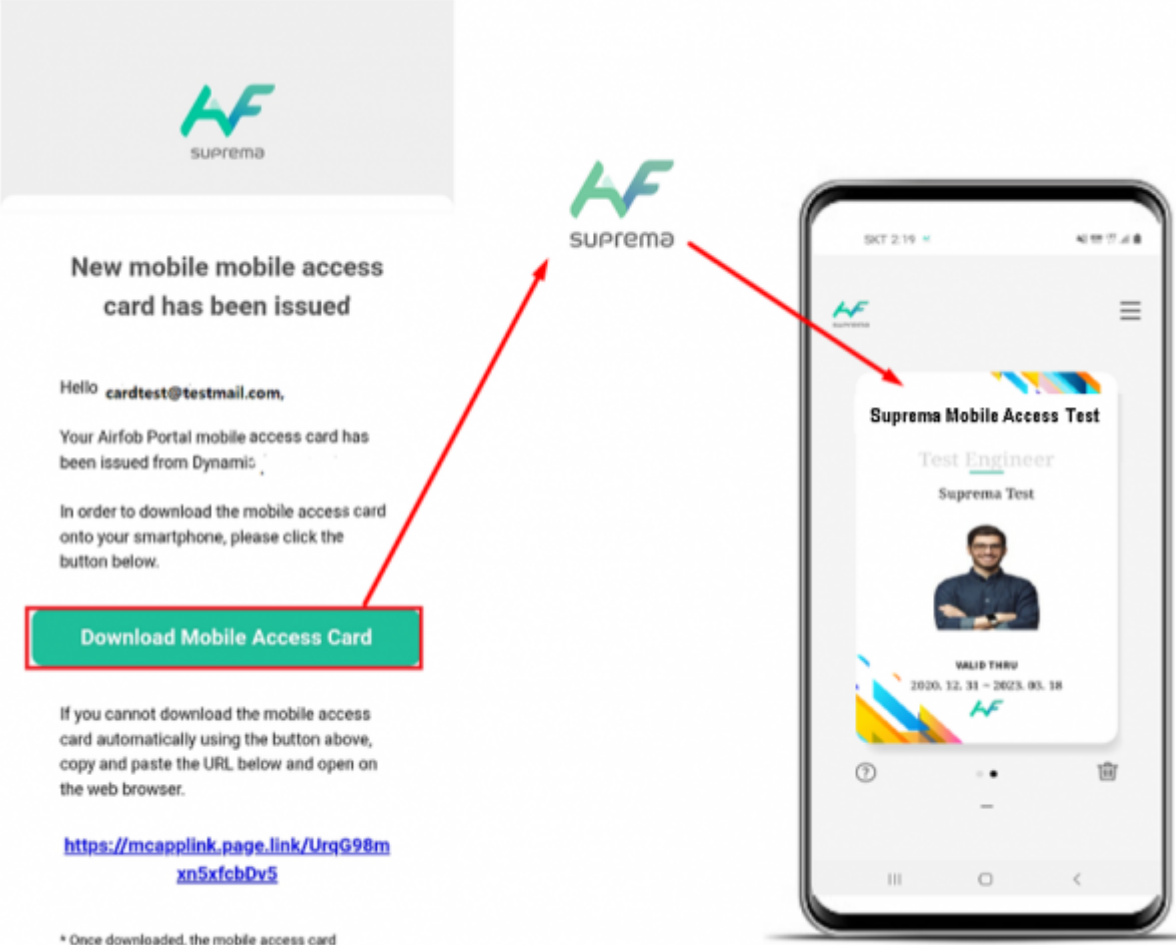
Current Site: Dynamic

Users (Registered Device)

User Info	Card ID	Valid Thru	Card Status
 <p>ID: 198288 Name: Suprema Mobile Access Test Title: Test Engineer Department: Suprema Test</p>	2	<p>Start: 2020/12/31 - 14:14 Expire: 2023/03/18 - 14:14</p>	Before Activation

Step 7> Open the mailbox on your phone and download the Mobile Access Card. There are two ways to download:

1. Click the download button in the mail. ([Related Article](#))
2. Use an activation code. ([Related Article](#))



New mobile mobile access card has been issued

Hello **cardtest@testmail.com**,

Your Airfob Portal mobile access card has been issued from Dynamic.

In order to download the mobile access card onto your smartphone, please click the button below.

Download Mobile Access Card

If you cannot download the mobile access card automatically using the button above, copy and paste the URL below and open on the web browser.

<https://mcapplink.page.link/UrqG98mxn5xfcbDy5>

* Once downloaded, the mobile access card download button and URL are no longer valid.
* Valid for 1 month since it has been sent.

Suprema Mobile Access Test
Test Engineer
Suprema Test

VALID THRU
2020.12.31 - 2023.03.18

- Need to configure valid period for Mobile Access Card in Dynamic Site.

Portal

Current Site: **Dynamic**


Users

Search

15

1 / 1

Total Users: 1

<input type="checkbox"/>	User Info	Card ID	Valid Thru	Card Status
<input type="checkbox"/>	 <p>ID: 198288 Name: Suprema Mobile Access Test Title: Test Engineer Department: Suprema Test</p>	2	<p>Start: 2020/12/31 - 14:14</p> <p>Expire: 2023/03/18 - 14:14</p>	Activated

Step 8> Turn on the phone's NFC or BLE function and authenticate the Mobile Access Card to the device registered in **Step 3**. You can check the user authentication log in BioStar 2> Monitoring.

Real-time Log

Save Filter

Pause

...

Date	Door	Elevator	Device ID	Device	User	Zone	Event	View	TNA Key
2020/12/31 14:23:25			802	BioLite N2 802 ...	2(Suprema Mobile Access Test)		1:1 authentication succeeded (Card)		-
2020/12/31 14:23:20			802	BioLite N2 802 ...	2(Suprema Mobile Access Test)		1:1 authentication succeeded (Card)		-
2020/12/31 14:23:15			802	BioLite N2 802 ...	2(Suprema Mobile Access Test)		1:1 authentication succeeded (Card)		-
2020/12/31 14:22:56			802	BioLite N2 802 ...	2(Suprema Mobile Access Test)		1:1 authentication succeeded (Card)		-
2020/12/31 14:22:47			802	BioLite N2 802 ...	2(Suprema Mobile Access Test)		1:1 authentication succeeded (Card)		-

From:

<https://kb.supremainc.com/knowledge/> -

Permanent link:

https://kb.supremainc.com/knowledge/doku.php?id=en:supports_dynamic_site_configuration&rev=1610416862

Last update: **2021/01/12 11:01**