

Table of Contents

Zone in the Admin Item Settings of the custom level	1
1. How to configure a custom level with access to specific zones?	1
2. Dash board, Monitoring and Zone menu for the custom level admin have different views from full administrators.	2
3. What happens to the existing custom-level admins' privilege with zones, when user upgrade BioStar 2 version to BioStar2 version 2.8.3 or higher?	4

Zone in the Admin Item Settings of the custom level

BioStar 2 allows different levels of users for the administrative (operators) level. This user setting gives different access levels to each door, device etc., based on user level
Each zone can be set differently based on the operator level, allowing more custom-level settings.

This feature can be found in BioStar 2 Version 2.8.3 or higher

1. How to configure a custom level with access to specific zones?

- Setting → Account → Add Custom Level
- Select accessible zones
- Select menu (Zone, Monitoring, etc.)
- Add users

← Zone_APB

Name

Zone_APB

Description

Admin Item Settings

User Group	Device Group	Door Group	Elevator Group	Access Group	Zone Type	Graphic Map Group
All Users	All Devices	All Doors	All Elevators	fs2	FS2+IW2 APB	All Graphic Maps

Admin Menu Settings

	Menu Items	Add Button	Edit	Read
1	Dashboard	N/A	<input checked="" type="checkbox"/>	<input checked="" type="checkbox"/>
2	User	Disabled	<input type="checkbox"/>	<input type="checkbox"/>
3	Device	Disabled	<input type="checkbox"/>	<input type="checkbox"/>
4	Door	Disabled	<input type="checkbox"/>	<input type="checkbox"/>
5	Elevator	Disabled	<input type="checkbox"/>	<input type="checkbox"/>
6	Zone	Disabled	<input checked="" type="checkbox"/>	<input checked="" type="checkbox"/>
7	Access Control	Disabled	<input type="checkbox"/>	<input type="checkbox"/>
8	Monitoring	Enabled	<input checked="" type="checkbox"/>	<input checked="" type="checkbox"/>
9	Time & Attendance	Disabled	<input type="checkbox"/>	<input type="checkbox"/>
10	Setting	N/A	<input type="checkbox"/>	<input type="checkbox"/>
11	Video	Disabled	<input type="checkbox"/>	<input type="checkbox"/>
12	Visitor	Disabled	<input type="checkbox"/>	<input type="checkbox"/>

Add User

Name

20070605(FS2 only)

+ Add

2. Dash board, Monitoring and Zone menu for the custom level admin have different views from full administrators.

=== [Zone menu] ===

Shown as for Full Admin

The screenshot shows the BioStar 2 web interface. On the left sidebar, the 'ZONE' menu is highlighted. The main content area displays the 'Fire Alarm' configuration page. A table lists the alarm zones:

Name	Device / Input	Door	ELEVATOR	Active/Inactive	Status
Fire-w2	Input Port 0 of BioEntry W2 544108...	w2	-	Active	Normal

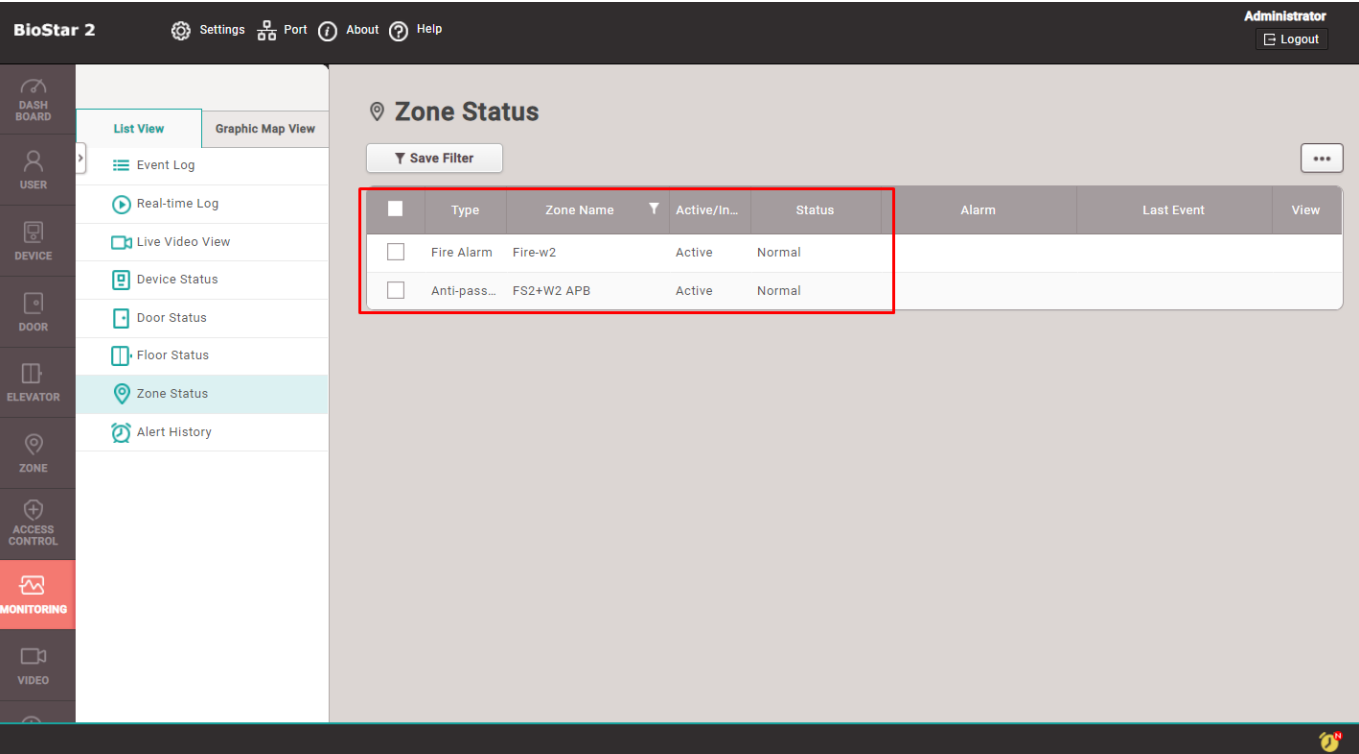
Shown as for Custom level Admin

The screenshot shows the BioStar 2 web interface. On the left sidebar, the 'ZONE' menu is highlighted. The main content area displays the 'Anti-passback' configuration page. A table lists the anti-passback zones:

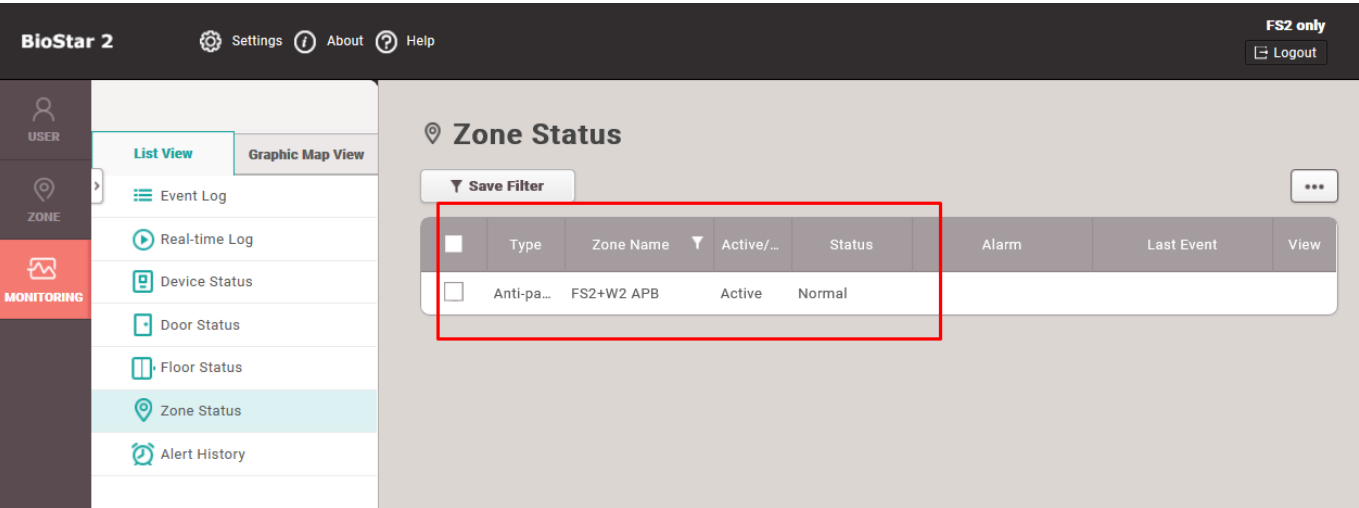
Name	Entry Devices	Exit Devices	Active/Inactive	Status
FS2+W2 APB	BioEntry W2 544108069 (192.168.1...)	FaceStation 2 239 (192.168.16.115)	Active	Normal

=== [Monitoring] ===

Shown as for Full Admin



Shown as for Custom level Admin



=== [Dashboard] ===

Shown as for Full Admin

BioStar 2 Settings Port About Help Administrator Logout

Usage

User 10 Fingerprint 4 Face 2 Card 165 Device 2/1000 Door 2/1000 Zone 2/1000 Access Group 5

Notice

- What's new with BioStar 2.8.3

Missed Alarm

Date	Device	User	Alarm
31/07/2020 14:26	BioEntry W2 544108069 (192.168.16.160)		Fire alarm zone alarm detected
31/07/2020 14:26	BioEntry W2 544108069 (192.168.16.160)		Fire alarm zone alarm detected
31/07/2020 14:26	BioEntry W2 544108069 (192.168.16.160)		Anti-passback zone alarm detected
31/07/2020 14:25	BioEntry W2 544108069 (192.168.16.160)		Anti-passback zone alarm detected
31/07/2020 14:24	BioEntry W2 544108069 (192.168.16.160)	20070602	Access denied (Soft anti-passback)
31/07/2020 14:24	BioEntry W2 544108069 (192.168.16.160)	20070602	Access denied (Invalid access group)
31/07/2020 14:23	BioEntry W2 544108069 (192.168.16.160)	200706	Access denied (Invalid access group)
31/07/2020 14:23	BioEntry W2 544108069 (192.168.16.160)	200706	Access denied (Invalid access group)
31/07/2020 14:23	BioEntry W2 544108069 (192.168.16.160)	20070602	Access denied (Invalid access group)

Shown as for Custom level Admin

BioStar 2 Settings About Help FS2 only Logout

Usage

Zone 2/1000

Notice

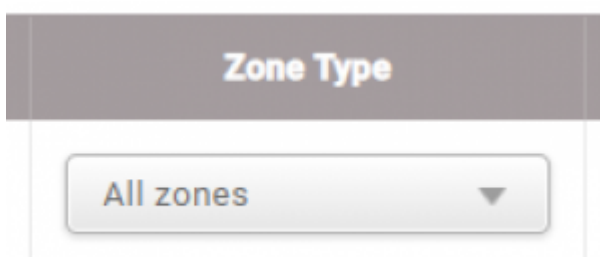
- What's new with BioStar 2.8.3

Missed Alarm

Date	Device	User	Alarm
2020/07/31 14:26	BioEntry W2 544108069 (192.168.16.160)		Anti-passback zone alarm detected
2020/07/31 14:25	BioEntry W2 544108069 (192.168.16.160)		Anti-passback zone alarm detected
2020/07/31 14:24	BioEntry W2 544108069 (192.168.16.160)	20070602	Access denied (Soft anti-passback)
2020/07/31 14:24	BioEntry W2 544108069 (192.168.16.160)	20070602	Access denied (Invalid access group)
2020/07/31 14:23	BioEntry W2 544108069 (192.168.16.160)	200706	Access denied (Invalid access group)
2020/07/31 14:23	BioEntry W2 544108069 (192.168.16.160)	200706	Access denied (Invalid access group)
2020/07/31 14:23	BioEntry W2 544108069 (192.168.16.160)	20070602	Access denied (Invalid access group)

3. What happens to the existing custom-level admins' privilege with zones, when user upgrade BioStar 2 version to BioStar2 version 2.8.3 or higher?

The existing custom level admins would have the admin setting item for 'All zones' to avoid any confusion or problems.



From:

<https://kb.supremainc.com/knowledge/> -

Permanent link:

https://kb.supremainc.com/knowledge/doku.php?id=en:zone_in_the_admin_item_settings_of_the_custom_level

Last update: **2022/12/29 01:50**