



BioStar 2 API

December 2016
Michael Lee



Contents

Integration Options

About the BioStar 2 Web API

Demonstration

Q&A

DISCLAIMER

This presentation contains information that is confidential and proprietary to Suprema Inc. and is solely for the use of Suprema Inc. personnel. No part of it may be used, circulated, quoted, or reproduced for distribution outside Suprema Inc. If you are not the intended recipient of this report, you are hereby notified that the use, circulation, quoting, or reproducing of this report is strictly prohibited and may be unlawful. No representations or warranties, express or implied, are made as to, and no reliance should be placed on, the accuracy, fairness or completeness of the information presented or contained in this presentation. © 2016 Suprema Inc. All rights reserved



Integration Options



Integration



BioStar 2 Device SDK



BioStar 2 Web API

BioStar 2 Device SDK

The logo for BioStar2 Device SDK is a white hexagon containing the text 'BioStar2 Device SDK' and a graphic of three overlapping colored rectangles (pink, orange, and green) with a white wrench and screwdriver icon on the top pink rectangle.

BioStar2
Device SDK

When should we use the SDK?

1. When you want to have your own server program for Suprema devices.
2. When you want to directly access to the device to control and retrieve information.
3. When you want to have a single system, not multiple.

Integration



BioStar 2 Device SDK



BioStar 2 Web API

BioStar 2 Web API



When should we use the web API?

1. When you want to use the BioStar 2, while having certain UI for specific features.
2. When you want to use the BioStar 2 Mobile Application with your system.
3. When you want to easily integrate BioStar 2 with your system.



BioStar 2 Web API



About BioStar 2 Web API

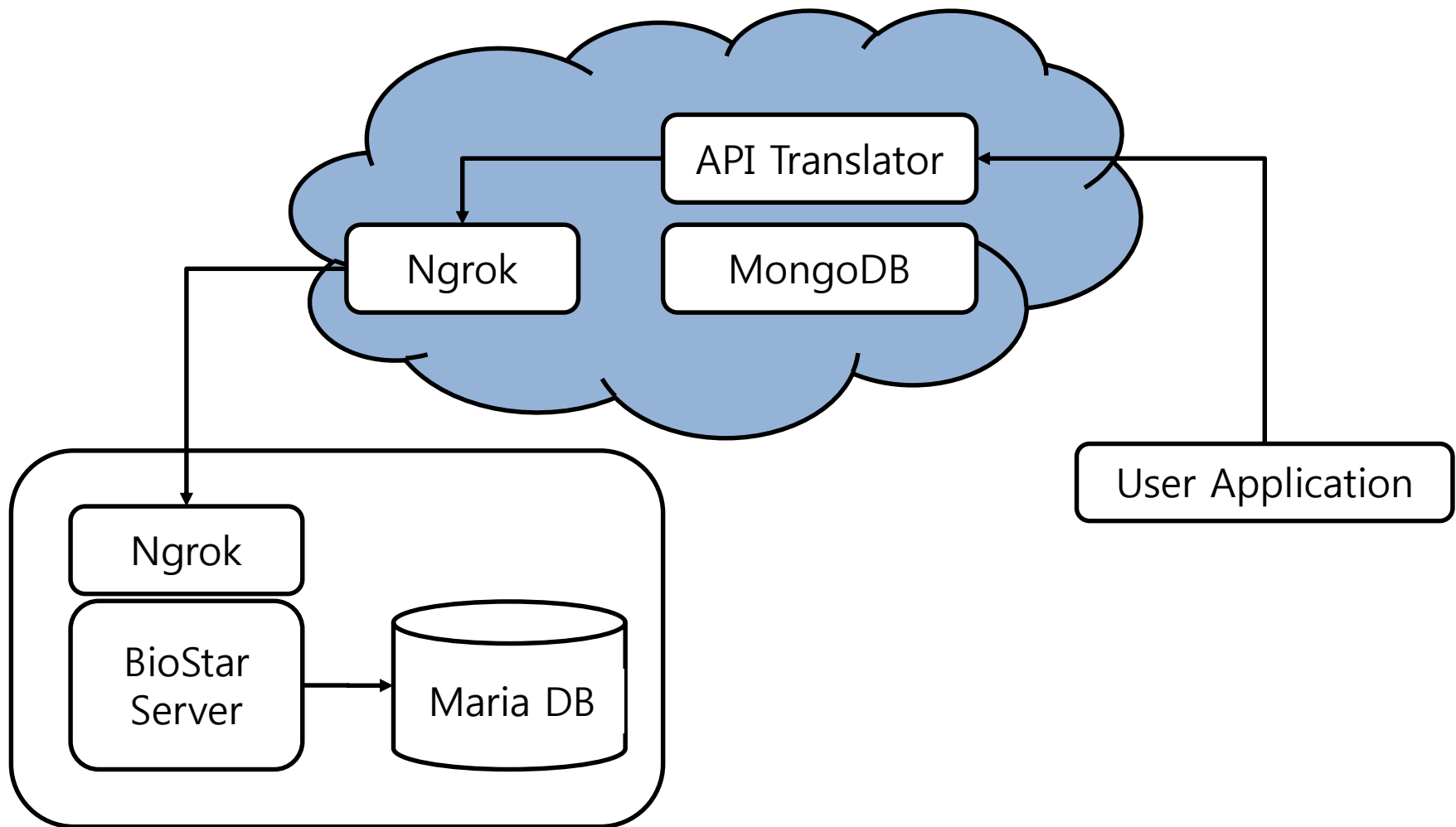
- Need to use BioStar Cloud service
- Cloud server in Amazon(Japan)
- 100,000 API call limit per day
- RESTful API

BioStar 2 Web API

RESTful API

GET PUT POST DELETE

BioStar 2 Web API



BioStar 2 Web API

It's ~~Bye~~ Good!

About BioStar 2 Web API

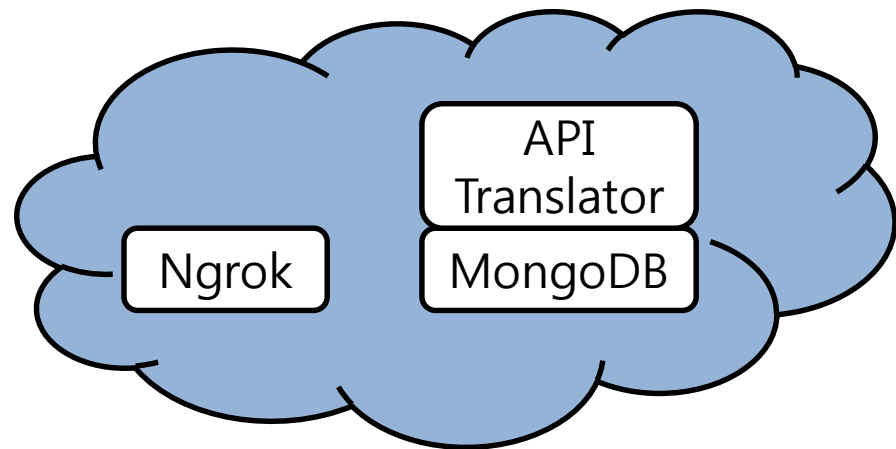
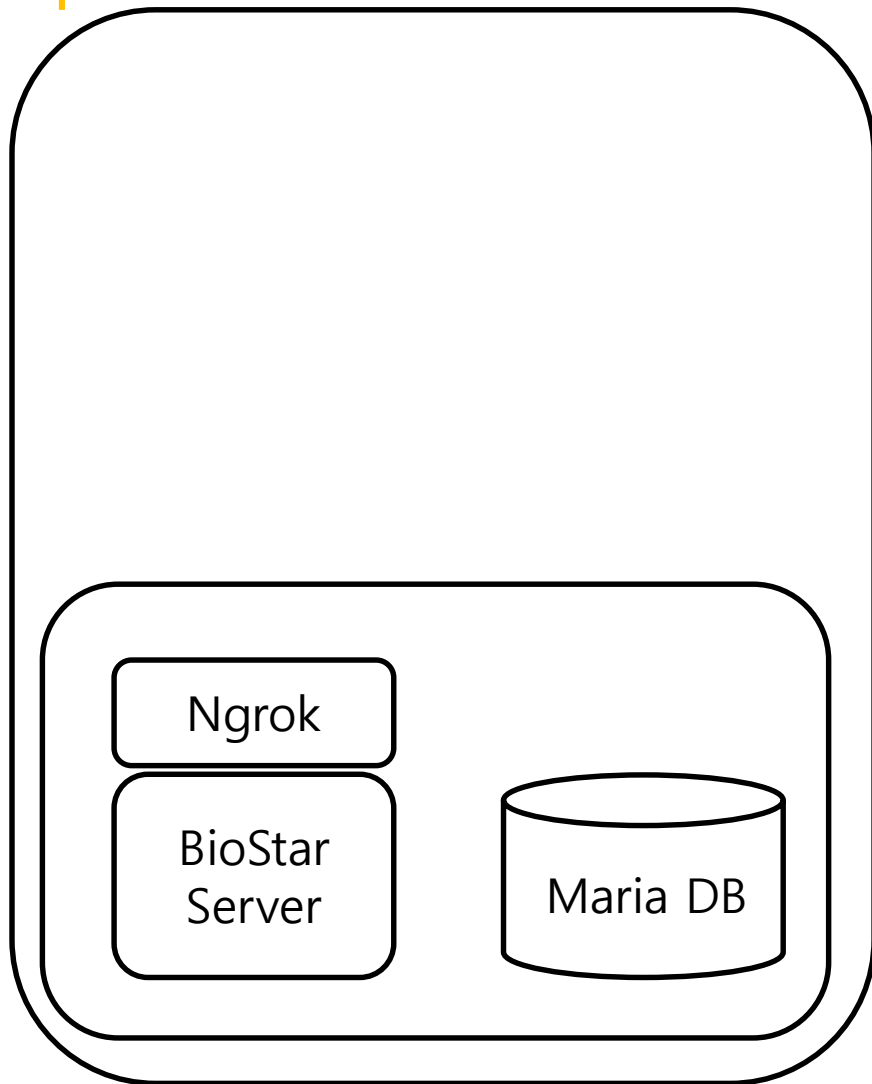
- Need to use BioStar Cloud service
- Cloud server in Amazon(Japan)
- 100,000 API call limit per day



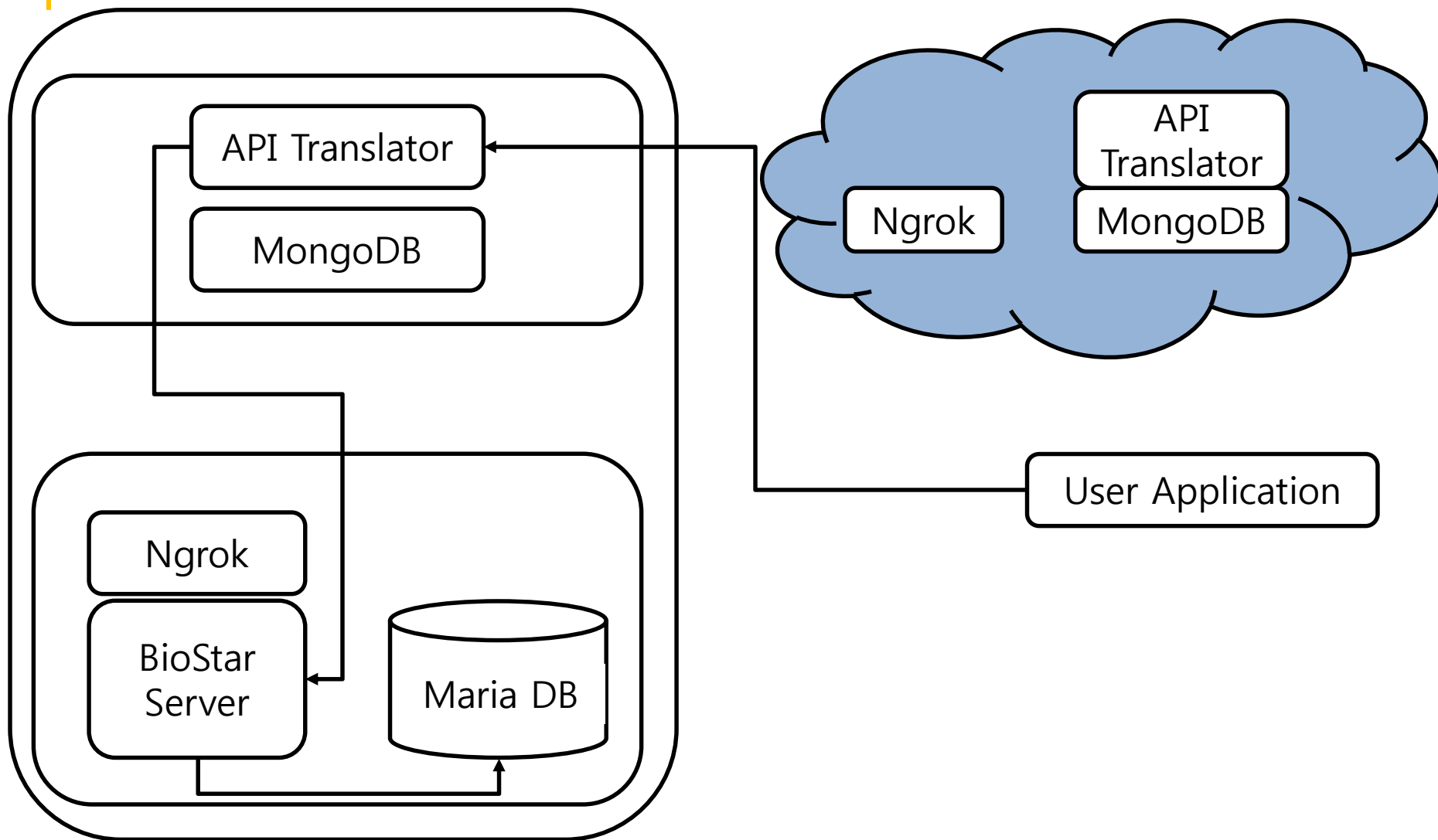
BioStar 2 API Server



BioStar 2 API Server



BioStar 2 API Server



BioStar 2 API Server

When should we use the BioStar 2 API Server?

1. When using Intranet
2. When communication to Amazon(Japan) is not fast enough from your location
3. When over 100,000 API calls will be made within a day
4. When you need a customized API added

BioStar 2 Web API vs. API Server



BioStar 2 Web API

1. Needs to use BioStar Cloud
2. Uses HTTPS
3. Has 2 additional server for fail over



BioStar 2 API Server

1. Available on local server
2. Uses HTTP
3. Need to create your own fail over solution



Demonstration



SUPrema

BioStar 2 모바일

API Server Name

API Server IP:8790

ethansgpp

192.168.14.14:8790

http://192.168.14.14:8790



ethan



로그인



Q&A

